

SÉCURLITE

DURABLE LIGHT



DESIGNED AND MADE IN FRANCE
SINCE 1986

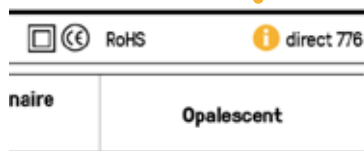
WEBSITE

direct® DATA UPDATES

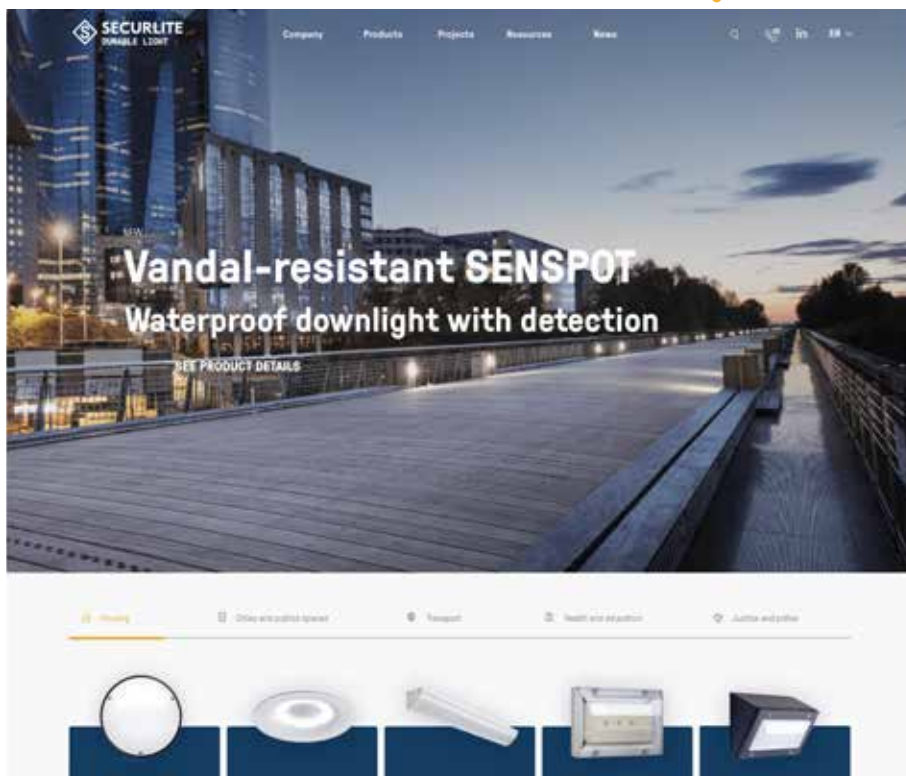
Quick access to technical information updates for our products:

- Catalogue,
- Data sheet,
- Fitting / installation,
- Photometry.

Note the quick access code of the product you are looking for in the product pages of our catalogue.



Enter the quick access code of the product in the «search» tab on the home page of our website in order to get and check the updated information.



Contents

4 OUR COMPANY

6	Editorial
10	Expertise
12	With you, every day
14	Our commitments
18	Areas of application
20	Technologies
26	Vandal resistance
28	After-sales service and spare parts
30	Lighting studies
36	Selection guide

40 RESIDENTIAL LUMINAIRES

42	Captain
50	Voila
56	Voila asymmetrical
62	Voila Access asymmetrical
64	Voila Access
68	Effice
78	Bang
86	Bang Access
90	Osmo
94	Rondo / Rondino
102	Senspot
108	Soffite
114	Casemate
118	Enclume

120 TECHNICAL LUMINAIRES

124	Systeo Unit
130	Systeo S
134	Systeo Slim
138	Systeo A45
142	Systeo E
146	Fila & optics
152	Fila ²
160	Fila ² Signage
164	Titan
172	Titan video CCTV
176	Urbaline
182	Aléane
188	Aleane asymmetrical
192	Compact luminaires
194	Titan Compact
200	Titan S
204	ASL / ESL
208	Vauban
212	Borgo
218	Brikette
220	Decade
224	Stainless steel recessed luminaires
226	Stainless steel Titan Compact
228	Stainless steel Titan S4
230	Stainless steel ESL
232	Stainless steel Vauban E
234	Stainless steel Brikette
236	Luminaires for secure premises
238	Borgo Prison
242	Rondo / Rondino
244	P600

248 TECHNICAL GUIDE

Our Company





Editorial

SÉCURLITE

Since 1986, Sécurlite has been developing and manufacturing smart and sustainable lighting solutions for a range of multiple applications, such as social housing, transport infrastructures and public buildings, together with secure and healthcare establishments.

Its production site and R&D centre in La Ferté-Bernard in the French *departement* of Sarthe cover almost 5,000 m².

The company has always favoured innovative design for its luminaires, supported by its own laboratory, and developing its own electronic solutions.

Ever since we were set up, we have also sought to incorporate our social and environmental convictions into our very DNA. Whether through becoming a Founder Member of the PEP Ecopasseport from 2009, creating a partnership with the La Ferté-Bernard ESAT in 2012, or carrying out life cycle analyses for our products.

We are firmly committed to designing and manufacturing luminaires that are resolutely in line with a policy of eco-responsibility. To achieve this, we promote a firm commitment at the very heart of our activity: sustainable light. This promise is based on longer product life, reduced maintenance, perfect control over the light, and energy savings.

2019 marked a decisive turning-point in Sécurlite's evolution, with its incorporation within the Rivalen group, itself became a company with a mission since April 2022. Thus Sécurlite is playing a part in constructing an industry collective with committed know-how.

We are particularly proud to continue advancing with the support of the strong values of this collective: daring, team spirit, consideration, and humility.



Stéphane Aubry
Managing Director, Sécurlite

RIVALEN

At the crossroads between a family business and an industrial holding company, Rivalen describes itself as an architect-investor, aggregator for a collective of French industries, shaping and expanding the expertise of excellence of women and men, of brands, and of companies.

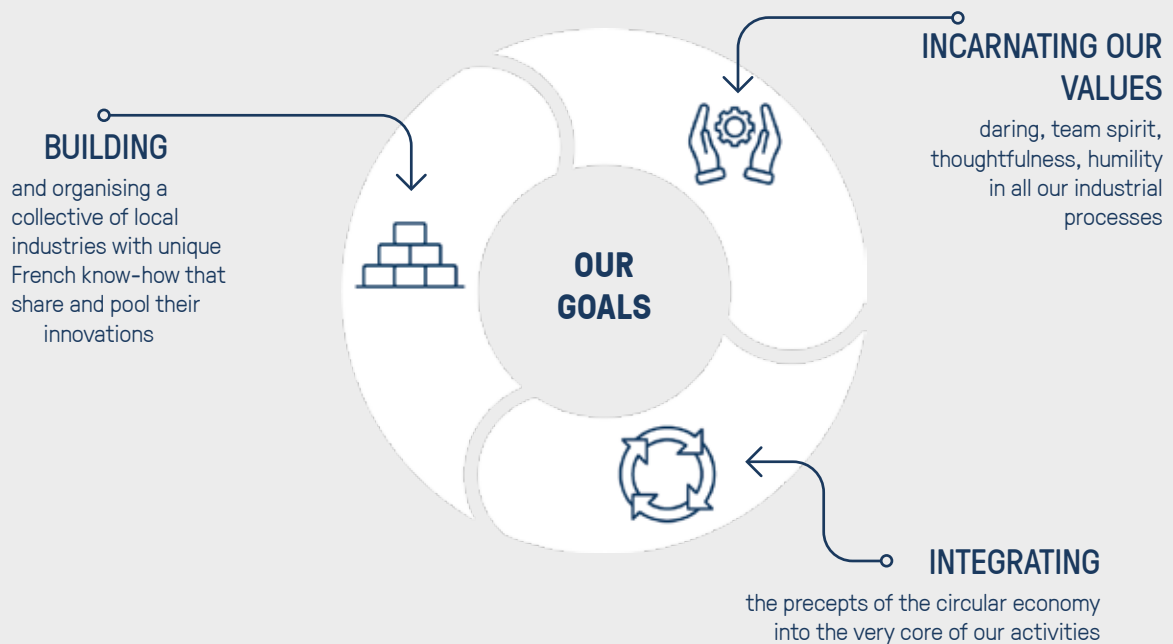
With the conviction that French industry today must reinvent itself in order to rise to the challenges of climate and relocation, Rivalen is now a collective in which the know-how and local anchoring of its companies are key advantages for their continued performance, while associating social and environmental commitments policies as an integral part of this.



Tristan De Witte
Chairman, Rivalen

Our mission

We are convinced that the proximity and know-how of our enterprises are key strengths to perpetuate their long-term viability and performance, and we want to elevate the production of day-to-day objects by infusing them with our human and environmental values.



Sécurlite



**MANUFACTURING
IN FRANCE
SINCE 1986**

AREAS OF EXPERTISE

The company has expertise in robust, long lasting, vandal-resistant lighting, particularly intended for communal areas in collective housing.

Our luminaires incorporate high-efficiency LED modules that include smart presence-detection systems, designed and built in-house in our own French factory.

The luminaires are highly impact- and vandal-resistant (IK10 to IK11**) with fastenings.

These lighting solutions are particularly suitable for aggressive environments, thanks to the use of robust materials like polycarbonate, cast aluminium, and stainless-steel.





Expertise

LAB: CENTRE FOR ELECTRONIC RESEARCH & EXPERTISE

Sécurilite has its own on-site Research & Development centre.

This high-technology infrastructure designs and produces most of the elements of a luminaire. From the LED board and presence detectors, not forgetting the onboard smart electronics or the design of tailor-made electronic circuitry.

Designing microwave motion detectors requires very special technical expertise, since they include a great many different, interdependent electronic components such as diodes, resistors, capacitors, transistors, and integrated circuits for controlling and protecting the circuit. Our engineers meticulously oversee the proper implementation of these associated components, which are validated upstream.

In-housing the electronic design allows us, for example, to have complete control over the programming of the software incorporated into the detectors, so as to have the most accurate and effective presence detection there is. In order to meet European regulations, electromagnetic compatibility testing in particular is carried out.

At the design stage, our products will be subjected to a battery of intense tests, prior to putting them into production.

So they all undergo thermal endurance testing, accelerated aging tests, as well as lighting and extinguishing tests, with simulation of potential situations like application of overvoltage, voltage drops, phase difference, phase shift, phase angle, phase angle difference. On a selection of products, salt spray testing will be performed to test the corrosion resistance of the luminaire housing.

Our laboratory performs endurance and compliance testing on externally-manufactured components with the same rigour, in order to validate their compliance with our expectations of durability and long-term proper functioning.

In this way, our luminaires have a life-expectancy of 50,000 hours minimum (with a maximum 10% failure rate) and up to 100,000 hours.


DESIGN OFFICE: MECHANICAL AND MASS-PRODUCTION DESIGN

Our technical teams aim to offer engineering solutions that take into account both technological progress and our customers' particular problems.

They develop luminaires designed for durable use with maintenance reduced to a strict minimum, whatever environment they are intended for.

The choice of suitable materials, sealing against ingress, increased resistance to impacts, vandalism, and vibration: all these criteria require high-quality mechanical design that starts with the conception using CAD software like Solidworks and AutoCAD.

In order to ensure compliance with the design requirements, the testing stages are carried out in our own in-house lab. The manufacturing process goals are performance and continuous improvement in terms of productivity, quality, lead-time, and cost.



ELECTRONIC PRODUCTION: TOTAL CONTROL FROM A TO Z

We have control over the whole production cycle for our electronics boards, from design to production.

Our electronic manufacturing department includes a high-output fully-automated production line used for placing surface-mount components onto printed circuit boards, along with a wave soldering machine for through-hole components.

The stage of placing and soldering the components is carried out under controlled temperature and humidity conditions. Particular attention is paid to protection against ESD (electrostatic discharges). Every electronics board produced undergoes a barrage of checks before being incorporated into the luminaires.

Our facilities and our in-house electronic production enable us to adapt our modules using the very latest-generation components, in order to address new issues in the market like connectivity.



Accompanying you every day

LUMINAIRE PRODUCTION

The mechanical workshop comprises stations for cutting, milling, and drilling, with a digitally-controlled machining centre. The luminaire production shop has five production lines split between the ranges of bulkhead and ceiling fittings, and the ranges of compact and linear technical luminaires. A semi-finished assembly unit also welcomes disabled workers from the La Ferté-Bernard ESAT (*Establishment and service for assistance through work*) who contribute actively to the progress of our production sequences.

Manufacturing quality is a keyword that guides our mass-production practices and means Sécurlite is a brand with a reputation for reliability.

In this way, all Sécurlite fittings are tested prior to shipping for lighting and in detection mode.

To be able to quickly respond to our customers' needs, we have a permanent stock of our most popular lines. The more technical products and custom orders are manufactured upon request. The facilities make it possible for Sécurlite to manufacture around 250,000 luminaires a year.



A SALES TEAM BESIDE YOU

Our Sales Department is made up of a headquarters sales team and a roving team of technical sales agents. They are all there to accompany our customers so as to give them the best possible support in progressing their projects.

From the design stage right up to delivery of the new-build or renovation/refurbishment project, Sécurlite provides comprehensive support that takes into account the requirements for reducing electrical consumption, compliance with the applicable standards, and optimizing budgets.

In the event of our products malfunctioning during installation or use, our sales team and after-sales service swiftly take charge of your problem to offer you the most appropriate answers, from technical advice to repairing the luminaire where applicable.





Our commitments

A Sécurlite luminaire is unlike other luminaires: it is designed to last longer, illuminate better, and offer convenience and safety. Our luminaires are designed and manufactured in La Ferté-Bernard in the French *departement* of Sarthe: they are the result of our dedicated team's eagerness to create fine products and satisfy our customers.

A FRENCH DESIGNER / MANUFACTURER

Anxious to play our part in the local society, we have chosen to design and manufacture our products in France and to give preference to local suppliers and subcontractors.

Today, 99% of our luminaires carry the *Bureau Veritas "Origine France Garantie"* mark that guarantees the legitimacy and traceability of our French manufacturing.

This is why every new Sécurlite luminaire is systematically submitted for certification.

This "OFG" mark protects the consumer from potentially misleading self-declared marketing claims about the true origin of products like "Assembled in France", "Designed in France", or "Made in France", and the use of a French tricolour flag.



ETHICAL AND SOCIAL COMMITMENT

We want our business to be based on moral, human values that respect people and foster team spirit. With this in view, we have set out our Ethics Code in 2023.

Our company relies on its staff and their professionalism, their skills, and their enthusiasm for creating the innovations of tomorrow.

In the same way, we seek to establish a respectful process of mutual trust and listening to our customers, based on analysing their needs, on clear, honest answers, and on providing solutions that live up to their expectations.

In 2022, our corporate and environmental responsibility policy was once again rated and recognized with a "Gold" award by the EcoVadis rating body.



REDUCING OUR ENVIRONMENTAL IMPACT

Because we are committed to a policy of continuous improvement, we have put in place an action plan for reducing our environmental impact. This manifests, for example, in the use of recycled polycarbonates in our products, or the design of fittings that can be disconnected and repaired, in order to anchor our policy firmly within a circular economy.

Measuring our impact in order to reduce and improve it has long been an obvious move for Sécurlite. It was in this context that we were a founder member of the PEP Ecopassport Association in 2009. Our Design Office today uses the SIMAPRO software for performing our life cycle analyses, the results of which allow

us to reduce the impact of those stages where this is most significant. We are also a member of the recycling channel reserved for DEEE Pro (*Déchets d'Équipements Électriques et Électroniques* – Electrical & Electronic Equipment Waste).



SÉCURLITE'S CORPORATE AND ENVIRONMENTAL RESPONSIBILITY POLICY: A COMMITMENT EVERY DAY

For several years now, Sécurlite has been committed to social and environmental issues through concrete actions: partnership with an ESAT, combating planned obsolescence, *Origine France Garantie*, re-using recycled materials.

The structuring of our RSE policy, GESTe gave new impetus to our commitments in 2022. Consisting of four axes and 12 issues, this now enables us to be part of an ambitious progress policy. We are constantly seeking to reduce our environmental footprint, in particular through the eco-design of our products, and bring our contribution to our local ecosystem and to society. With this in mind, we are today giving new impetus to our commitments in structuring our corporate and environmental responsibility around 4 axes and 12 issues.

Our governance is built around the mission of our collective and its values. In line with this, our management has included corporate and environmental responsibility criteria in their goals as from 2023. We are going to be living our values through setting up concrete actions within our management processes.

We are raising our staff-members' awareness of social and environmental issues through activities like the *Fresque du climat*, and are training our teams to deploy our corporate and environmental responsibility action plan within their own disciplines.

In terms of the environment, we are taking action every day to reduce our footprint, in terms of both the factory itself and our products, with a view to increasing our commitment to a circular economy.

We measure the impact of our production through analysing our carbon footprint and defining a trajectory to follow in order to comply with the Paris Agreements, and a plan to reduce our waste. 100% of our plastic, wood, ferrous, and non-ferrous waste is recycled. In parallel, we design our luminaires taking account of the environmental analysis of their life-cycle. In this way, 80% of our luminaires are made from recyclable materials and we are constantly looking to maximize the lumens-per-watt efficacy and lifespan of our products, as the most significant impact is throughout the useful life.

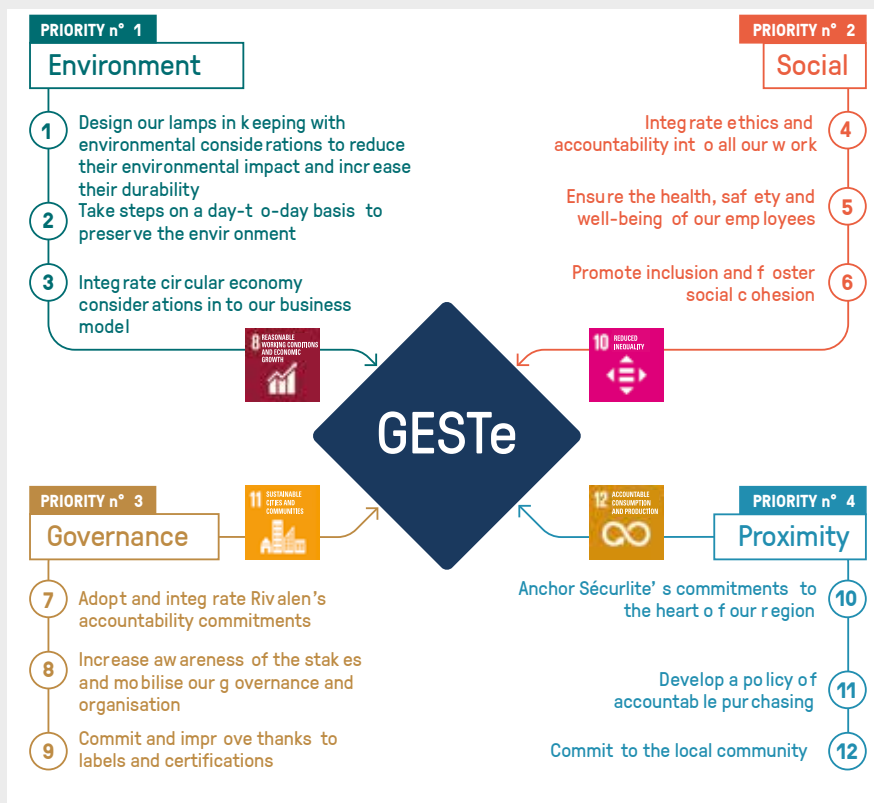
We place human beings at the very heart of our company's concerns, through respect for our staff members, their safety, their health, and their diversity. In concrete terms, this is reflected in a workplace accident rate of 2 per year, together with a number of actions to improve our teams' well being on a day-to-day basis.

Our social commitment is also the desire to be a player that responds to the issue of inclusion on a local level. In this way, we collaborate with the La Ferté-Bernard ESAT, whose teams have been coming to work at Sécurlite every day since 2012 and contribute to our production steps.

And lastly, we are likewise particularly proud of our roots in the heart of our local area. In fact, 99% of our suppliers are French, and 40% of these are regional or local, located less than 200 km from our factory.

All these undertakings are included within the sustainable development goals defined by the UN (SDGs) between now and 2030.

Discover our commitments translated into actions in the dedicated brochure: Sécurlite, commitment every day on www.securlite.com.



Our commitments

A SUSTAINABLE POLICY: COMPANY COMMITMENT

We carry out a life cycle analysis on our products as part of our quest to reduce the carbon footprint of our luminaires, from design to end of life.

Our Design Office has noted that it is the energy consumption during the use phase that has the greatest impact on a luminaire's environmental footprint.

In this way, from 2013 onwards, Sécurlite has been enabling our end customers to make energy savings of 80% by using fittings with LEDs and detection, with powering in operation or stand-by mode.

Ever since then, we've been seeking to constantly maximize the lumen/watt efficacy and the lifespan of our luminaires by selecting LEDs and power supply systems among the most efficient in operation or in stand-by.

During this use phase, the materials, developed in conjunction with local suppliers, can be repaired, just like the various technologies such as detection.

5 YEAR GUARANTEE

Sécurlite luminaires are built using the best materials and components, employing rigorous manufacturing methods and superior quality criteria.

We design and build the LED modules and electronics assemblies in accordance with the constraints for each luminaire, so as to obtain the best possible efficiency and reliability.

This is why our LED luminaires as a whole are guaranteed for 5 years* against manufacturing defects (LED modules, detectors, materials, construction, etc.)

(* unless otherwise stated on the product page.

The terms and conditions for the special 3- and 5-year guarantees on LED luminaires are available on request or from www.securlite.com/cgv.

Products and non-LED luminaires are covered by the statutory guarantee.

BESPOKE SERVICE

Sécurlite offers a service to produce bespoke lighting fixtures and adapt fixtures in our range to your needs.

Our design office will analyse your request to ensure that there is perfect synergy between the constraints of your project and the technical possibilities of our products (dimensions, colour, optics, connectors, performance, etc.)

LIGHT QUALITY

One of the most complicated aspects to implement in terms of engineering lies in the search for light and colour quality.

A great many parameters in fact have to be taken into account in order to combine performance and comfort: illuminance, luminous flux, luminance, luminous intensity and its distribution...

In this way, it is possible to comply with the illuminance levels, uniformity, and glare (UGR) recommended for your installation. White light offers an infinite variety of subtleties that can be characterized by the colour temperature (expressed in Kelvins) and its colorimetric tolerance.

The lower the temperature value in Kelvin, the warmer it will be. Conversely, the higher the temperature, the cooler it will be.

The reduced colorimetric spread of our light sources makes it possible to ensure consistency in the quality of the light from our luminaires. This colorimetric tolerance is expressed in a MacAdam ellipse (SDCM).

This lets us and our customers talk about light with identical properties.

Sécurlite works to offer you LED lighting with no variation in colour temperature or brightness, in order to ensure uniformity between our various luminaires.





Areas of application



Common areas

Social housing
Health establishments
Schools



Transport

Access and traffic
Underpass
Waiting areas
Maintenance workshops and pits



Local authorities

Public building
Sports facilities
Urban outdoor spaces
Car parks and pedestrian tunnels



Secured premises

Police
Justice
Psychiatric units

Technologies

LED

LEDS AT SÉCURLITE: WE HAVE EXCEPTIONAL EXPERTISE IN THIS FAST-CHANGING EVOLVING TECHNOLOGY.

2008: SÉCURLITE CREATED THE FIRST LED BULKHEAD FITTING WITH DETECTION

Years of research and experience enable us to produce reliable, high-performance components that are constantly evolving. In 2013, Sécurlite incorporated an automated SMD facility into its production line, for manufacturing LED modules with or without optics. Sécurlite uses primarily very high efficiency half-power LEDs.

Selected on the basis of tight binning in terms of light output and colour temperature, these LEDs are an excellent basis for building high-performance, reliable modules.

CHARACTERISTICS AND ADVANTAGES

- Better heat dissipation
- Excellent life expectancy
- Excellent colour temperature maintenance
- Excellent efficiency
- Connectable and repairable
- 5-year guarantee



LED MODULES

Sécurlite designs and manufactures its own LED modules, developed to suit market needs and in accordance with the specific features of its luminaires.

We also provide this expertise to the other brands within the Rivalen Group, as well as to our colleagues in the lighting industry.

This control over the design and manufacturing allows Sécurlite to choose the most suitable LED and to be able to drive it as required and in accordance with the luminaire specifications. This will result in increased efficacy for the LED board, and consequently increase the efficiency of the product as a whole.

It's also worth remembering that the efficiency of our products comes from both the source and the choice of the right materials – but also through the selection of the best reflectors and optics for putting the light on the right place.





Technologies

Detection

DETECTION: TECHNOLOGY THAT'S CONSTANTLY ON THE MOVE

It first has to be said that the detector is a fundamental element in a luminaire, inasmuch as it will adopt a smart procedure for optimizing operation and hence a significant reduction in energy consumption.

In addition, we are able to offer you several detection variants, whether wired or by radio, suitable for different applications.

The radio system offers very convenient use and a certain flexibility, thanks to customized programming via a remote control – like the possibility to set up stand-by mode that leaves a certain luminaire output permanently, giving a feeling of security, with reduced energy consumption.

By using radio control, we are also able to design different lighting scenarios; like lighting just one part of a location and not all of it. All this with the aim of making it simpler and faster to use.

Thanks to the detection system using extinction warning or stand-by, the light intensity when extinguishing will decrease gradually, so users are left with the feeling of pleasant lighting.

This extinction warning will prove very effective in the context of use in an underground or car-park, as it will give a feeling of safety. But through its light modulation, it will also contribute to an energy-saving drive.

SÉCURLITE PLUS POINTS

2-wire (L/N) system wiring

The wireless link for fittings in a radio-controlled version allows synchronized management of a group of luminaires without having to use an additional L' control wire. No longer any need to add wiring in surface trunking – perfect for renovations in older buildings!

Fast installation and setting

Fittings are preset according to the type of fitting and application.

A remote control is available for the radio-controlled fitting versions: this makes it possible to transfer the settings from one luminaire to all the others. It also provides a diagnostics mode for maintenance and operation.

Extended service life

A small optional slave module is available for fittings intended to be used in a system with a fitting using a radio-controlled detector. This avoids the detector in the master luminaire having to carry the combined load of all the other fittings, running the risk of reducing its life, as is the case in conventional installations.

Sécurlite detectors include numerous other functions, in both radio-controlled and standard versions: positive safety, low stand-by consumption, etc.



FUNCTIONS AVAILABLE

- Basic detection
- Remote-controlled detection with radio link
- Detection with warning and stand-by
- Remote-controlled detection with radio link, including warning and stand-by
- Slave warning and stand-by control module (in combination with the relevant detector)

SÉCURLITE'S SENSEI® DETECTOR RANGE

The technical specifications are available on our website.

Ranges		Function	Luminaire option code	Detection ON / OFF	Max. loading	Radio link	Remote-controlled setting	Warning or standby	Extinction warning	Standby warning
SENSEI	START	Basic detection (residential range)	11	Yes	350W / VA					
	PRO	PRO Basic detection (technical range)	12	Yes	700W / VA					
	I PRO	Remote-controlled detection with radio link	16	Yes	700W / VA	✓	✓			
	I PRO	Remote-controlled detection with radio link	44	Yes	700W / VA	✓	✓		✓	
	I PRO	Remote-controlled detection with radio link	45	Yes	700W / VA	✓	✓			✓
	PRO DIM	Detector with warning + standby	13	Yes	700W / VA			✓		
	I PRO DIM	Remote-controlled standby warning detection with radio link	17	Yes	700W / VA	✓	✓	✓		
DESHI	PRO DIM	Slave module, warning and standby	03	Slave	700W / VA			✓		
	I PRO DIM	Radio	07	Slave	700W / VA	✓	✓	✓		

Thanks to this detection system, the light intensity at the moment of illumination is both gentle and gradual. On extinguishing, the light will decrease very slowly, so that users retain a feeling of pleasant lighting.

This extinction warning will prove very effective in the context of use in a underground or car-park, as it will give a feeling of safety. But through its light modulation, it will also contribute to an energy-saving drive.



Technologies




Detection

ZOOM ON I PRO & I PRO DIM RADIO DETECTORS WITH REMOTE CONTROL

With its versatility, its many functions, and the accuracy of its settings, this detector offers users comfort and safety. Professionals will also appreciate it for its reliability and its easy installation and set-up.

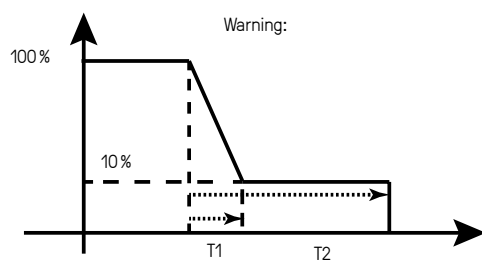
The advantages of radio detectors with remote control:

- Detector can be adjusted remotely via remote control: fast, easy configuration, individually or by groups.
- Wireless master/slave function, making it possible to easily set up grouped luminaire zones without additional wiring. Easily modified to suit new usage configurations for the areas being lit.
- Master/slave or wireless master/slave function, making it possible to easily set up grouped luminaire zones without additional wiring. Easily modified to suit new usage configurations for the areas being lit.
- Energy optimization with the creation of zones to break up large areas (car-parks, long corridors, etc.) The lighting comes on only in the zones being used.



THE I PRO DIM DETECTOR OFFERS A FINE DEGREE OF ADJUSTMENT

- Adjustable twilight threshold: 20, 50, 75, 100, 200 lux or constant
- On-time adjustable from 5 s to 30 min, but can also be disabled for slave operation.
- Sensitivity adjustable 1–100%
- Adjustable stand-by or extinction warning possible. Customizable warning for i PRO Dim detectors in the residential range (except Soffite).
- Light output adjustable for the i PRO Dim detectors in the residential range (except Soffite).
- Up to 99 different zones can be set up and any given detector can be assigned to 2 different zones.



A practical plus point is that the Sécurlite remote control can be used on all the ranges of radio detectors I PRO and I PRO DIM available on the majority of our ranges of luminaires.



Vandal-resistance

VANDAL-RESISTANCE IS OUR SPECIALITY

Sécurlite has always conceived its luminaires bearing in mind the aggressions they might suffer. This thought process has led us to design our products in such a way that they can effectively withstand impacts, ripping-out, or outdoor aggressions.

For this, we use materials like steel, aluminium, stainless-steel, polycarbonate, and Duroflam® (option): materials that meet the criteria for high strength.

Concerning graffiti resistance, we offer the application of a special varnish on our luminaires in order to be able to clean them much more easily. This varnish is also subject to a UV treatment that slows down yellowing of the luminaire casing. Hence this process proves particularly effective for outdoor installations and for areas subjected to strong sun exposure.

We also work carefully on the design of our products so they will fit as attractively into their surroundings as they will withstand external aggressions.

Hence special fixings have been produced to make our luminaires even more vandal resistant. What's more, our screws can only be extracted using special tools, like Bition tools or spanners/keys.

The VK® rating allows better characterization of anti-vandal luminaires: it includes mechanical strength beyond IK10, as well as the other characteristics involved in vandal resistance.

The EN 62262 standard provides for a maximum resistance of IK11 = 50 joules. Our VK® index, together with the resistances mentioned alongside, adds 4 further resistance levels (IK 11* = 80 joules, IK 11** = 100 joules, IK 11** = 120 joules, IK 11** = 150 joules).



Impact resistant
Anti-vibration



Rip-out resistant
Anti-hanging



Vandal-resistant
screws with 2-hole
Snake-Eye or Pin Torx
patterns



Flame resistant



Graffiti resistant

SPECIAL TOOLS

The special tools, in the form of driver bits or special spanners, must be ordered separately. Bit-holder drivers and additional tools can also be ordered at current prices. Special fastenings can be designed on request.

Lumicare

LUMICARE: A NEW CONNECTIVITY SOLUTION

LUMICARE is an innovative smart solution that offers new services for ever-greater simplicity for project owners and electrical installation contractors, whether in the initial installation or subsequent maintenance.

The application developed by Sécurlite for smartphone and tablet offers the possibility of communicating with the range of luminaires fitted with connected detectors, whether for setting them up or reading the data from them.

- ✓ **Greater energy savings**
- ✓ **More convenient**
- ✓ **More reliable**
- ✓ **Simpler**

Numerous settings are accessible via the LUMICARE application and make it possible to optimize installations simply:

- Luminaire light output in operation to set the right light level required and control consumption
- Time delay from detection to limit the lighting duration to the strict minimum
- Detection sensitivity for the most accurate operation depending on the environment
- Light threshold needed to activate the twilight function for lighting only when necessary.

It is now possible to inhibit the detection in order to leave just the twilight function to create automatic night-time stand-by

- Customizing the durations and extinction and standby warning thresholds can adapt these to suit the convenience and safety of users of the space
- Assigning each luminaire to one or two zones for lighting luminaires as a group without their being connected by cable
- Grouped setting to save time in installation and maintenance
- On the Captain range, simplified diagnostics make it possible to identify the origin of a fault (LED board, detector)

It's now also possible to access a set of luminaire data that over time will make it easier to manage the luminaire park installed:

- The reference, designation, and serial number of the luminaire
- The number of operating cycles since installation
- The characteristics (power, colour temperature, IP, IK)
- The parts list of the components in the product
- The LUMICARE installation and maintenance manual can

be accessed via the Android or App Store.



After-sales service & spare parts

AFTER-SALES SERVICE: BETTER-INFORMED CHOICES

Accompanying you every day

Our After-Sales Service Department will meet all your needs, in particular for changing a part, whether it's an LED board, a detector, the power supply, or the diffuser. To do this, all you have to do is send us its identification number, and we will inform you by return its part number and instructions for changing it. Not forgetting the essential instructions for safe, optimum installation.

Our teams will investigate with you the relevance of retrofit actions and will advise you on the various solutions possible.

If any malfunction is noted during or after installation, our sales team will report such incidents and pass the details onto our After-Sales Service department.

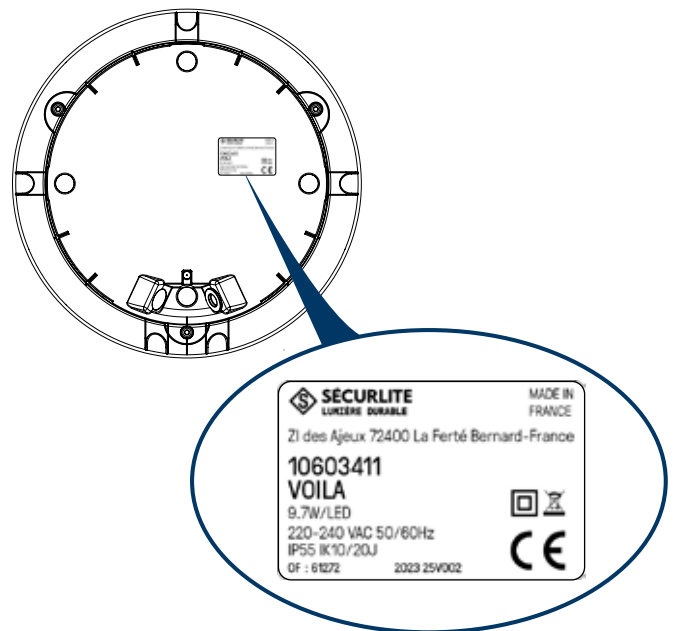
The latter will then take charge of diagnosing the problem, and in the event of a breakdown, will send the luminaire involved for repair.

The repaired luminaire is then sent back to the customer.

This virtuous policy is possible thanks to our expertise, the eco-design of our products that are designed to be repairable, and our stock of components and spares.

HOW TO GO ABOUT IT?

There are identification numbers inside every Sécurlite fitting. Note these numbers and contact our After-Sales Service, stating the part you want to change (LED board, detector, power supply, diffuser, etc.)



We will send you by return the part no. you require and the instructions for changing it.

Ask our SÉCURLITE teams who will investigate with you the relevance of retrofit actions and will advise you on the various solutions.

Retrofit

RETROFIT: RENOVATE WITHOUT CHANGING

As part of a circular economy policy, Sécurlite designs its devices so they can be upgraded and repaired.

Hence you will be able to convert your existing Sécurlite luminaires to LED technology, by using replacement LED geartrays for your existing fluorescent fittings.


This is easy to do if you are already using our luminaires with plug-in geartrays, like TITAN or RONDO. And if your fitting did not originally have a plug-in geartray, like BANG or VOILA, the change can be made using an LED geartray with a connecting kit.

You can also opt to repair your luminaires by replacing the critical components (LED modules, detector, LED driver) with similar parts, thereby extending their life.

Or look into using Sécurlite products to replace luminaires from other manufacturers.

REPLACING OLD DIFFUSERS WITH NEW HIGH-EFFICIENCY DIFFUSERS

Changing your luminaires' old diffusers and installing latest-generation diffusers will enable you to gain up to 15% more light output!



Lighting studies

WHAT ARE THE BENEFITS OF A LIGHTING STUDY?

To Sécurilite, lighting is not just the provision of light, but a factor for safety, ambience, and energy transition. This is why our Design Office is there to answer your requests in the best way possible.

In concrete terms, a lighting report will be carried out of the area for your project, taking into account the dimensions of the space, the luminaire installation height, the activity in the area being studied, the surroundings, and the colour of the walls and floors.

Once this report has been produced, our lighting study department will analyse it in the light of the standards to be complied with, using the most appropriate models and the most appropriate number of fittings.

There are many advantages to having a lighting study done:

- Optimizing the number of lighting points.
- Simulating the illuminance levels achieved in accordance with current standards.
- Basis for forecasting other possible additional changes that may need to be made.
- Comparing current installations with the proposed improvements.

RGE INTERIOR LIGHTING STUDY: QUALITY CERTIFICATION

The French quality mark “RGE” (“Recognized as Environmentally Friendly”) is recognition granted by the public authorities and the ADEME (French Agency for Ecological Transition) to professionals in the construction and renewable energies sector as part of a quality policy.

Sécurilite has been awarded *OPQIBI – RGE* interior lighting study certification. This defines a set of criteria to be met by Design Offices who must ensure service provisions that are of high quality and respect the environment.

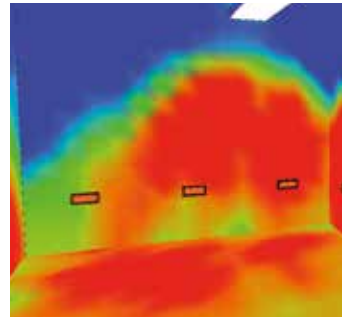




Lighting studies



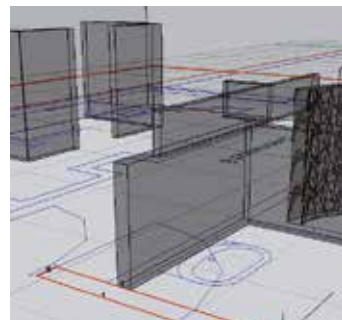
The motorized photogoniometer in our laboratory enables us to immediately measure photometric characteristics for luminaires, including special productions.



Lighting simulations are performed in accordance with the EN 12464 standard using RELUX® Pro, one of the best professional programmes on the market, in order to guarantee thorough, objective results.



3D visualisations make it possible to give an idea of the feel of the light and to assess the accuracy of the calculations.



From the information you give us (measurements, plans, .dwg or .dxf files, etc.) we re-create the lighting conditions for your project.


CARRYING OUT A GOOD LIGHTING DESIGN STUDY.

To be able to carry out an accurate study that meets your request as well as possible, we need the following information:

- Type of buildings (new build or refurbishment),
- Dimensions of the spaces or drawings in .dwg or .dxf format,
- Colour of floors, walls, and ceilings,
- Maintenance factor.

This information will enable us to obtain an accurate result and a simulation as close as possible to the real situation.

INTERPRETING A SECURLITE LIGHTING STUDY.



Illuminance (lx)



General

Calculation algorithm used
Height of luminaire plane (m)
Maintenance factor

Average indirect fraction
2.50 m
0.90

Installation height for lighting fixtures.
Installation maintenance factor
(allows for loss of light output and soiling of the luminaire).

Luminous flux from all the lamps
Total power
Total power per unit area (24 m²)

10,625 lm
90.0 W
3 W / m² (2.44 W / m² / 100 lx)

Total power consumed for the space.
Useful power per m² and useful power per m² for 100 lux.

Measurement surface

Horizontal
usable plane

Em
Emin
Emin / Em (Uo)

123 lx
77 lx
0.62

Average illuminance measured at floor level.
Minimum illuminance measured at floor level.
Uniformity (the closer the result is to 1,
the more even the light distribution).

UGR (1.0 H 16.0 H)
Position

≤ 22.8
0.00 m

The UGR factor gives an idea of the discomfort glare within
the OBSERVER's visual field with respect
to the background luminance.
The higher the value, the greater the likelihood
of discomfort glare.


Type No. Make

② ⑤
Securlite:
Order code: 10620400
Luminaire name: Voila white 2400 LED module 4000 K AV
Lamps: 1 x LED module

Number of luminaires used in the space.

Type number of luminaire used throughout the project.

C and C': distance between the walls and the end
luminaires. To maintain uniformity of illumination, C'
will be taken as being close to C divided by 2.
Thus for a luminaire spacing C of 2 m, the distance C'
between the walls and the end luminaires will be 1 m.



p.42 - Captain



p.50 - Voila



p.56 - Voila Asymetric




p.62 - Voila Access
Asymetric



p.64 - Voila Access



p.68 - Effice
general lighting



p.68 - Effice
Corridor



p.68 - Effice
Stairway




p.78 - Bang round



p.78 - Bang square



p.78 - Bang rectangle




p.86 - Bang round access



p.86 - Bang square access



p.86 - Bang rectangle
access



p.90 - Osmo



p.94 - Rondo



p.94 - Rondino




p.102 - Senspot



p.108 - Soffite



p.114 - Casemate



p.118 - Enclume



p.146 - Fila 70 / 100



p.152 - Fila² 70 / 100



p.160 - Fila² signage



p.176 - Urbaline



p.176 - Urbaline angle



p.124 - Systeo Unit



p.130 - Systeo S




p.134 - Systeo Slim




p.138 - Systeo A45



p.144 - Systeo E



p.194 - Titan Compact



p.194 - Titan Compact angle



p.194 - Titan Compact E



p.164 - Titan C95



p.164 - Titan E




p.164 - Titan A30



p.164 - Titan A45



p.172 - Titan video CCTV



p.200 - Titan S



p.200 - Titan S2 / S3 / S4



p.204 - ASL / ESL



p.208 - Vauban



p.212 - Borgo



p.218 - Brikette



p.226 - Titan Compact stainless



p.228 - Titan S4 stainless



p.230 - ESL stainless



p.232 - Vauban E stainless



p.234 - Brikette stainless



p.220 - Decade



p.238 - Borgo Prison



p.238 - Mini-Borgo



p.242 - Rondo / Rondino



p.244 - P600 A



p.244 - P600 E



p.182 - Aleane



p.188 - Aleane asymmetrical

Selection guide LED (residential)



page 42



page 68

		Captain			Effice					
		LED 2000	LED 2600	LED 3600	General Lighting	General lighting Plus	Short corridors	Long corridors	Stairway	Stairway Plus
Uses / location	Indoor
	Outdoor
	Hall / Circulation
	Stairwell
	Plant rooms
	Bulkhead fitting
	Ceiling fitting
Specifications	Dimensions (mm)	Ø 290 x 60			350 x 350 x 65					
	Light output (lm)	1550	1950	2750	2450	3330	1400	1900	2550	3400
	Power (W)	11	15	21	18	25	12	17	20	27
	Luminaire efficacy (lm/W)	141	130	131	136	133	117	112	128	126
	Class (electrical)	II	II	II	II	II	II	II	II	II
	VK rating	25	25	25	25	25	25	25	25	25
	IK rating	10	10	10	10	10	10	10	10	10
	Joules (J)	20	20	20	20	20	20	20	20	20
	IP rating	55	55	55	55	55	55	55	55	55
Functions	NO DETECTION (00)
	DALI DIMMABLE + SWITCH DIMMING (21)
	WITH DETECTION PRO (10)
	WITH PRO DETECTION + EXTINCTION OR STANDBY WARNING (13)
	WITH PRO DETECTION + RADIO-CONTROL (16)
	WITH PRO DETECTION + EXTINCTION OR STANDBY WARNING + RADIO-CONTROL (17)
	SLAVE CONNECTED VERSION (53)
	CONNECTED VERSION + TWILIGHT PHOTOCCELL (55)
	CONNECTED VERSION WIT DETECTION (57)
	Daisy-chaining
Max. loading Max. no. luminaires	(max. 20 luminaires)			350 W / 350 VA (max. 10 luminaires)						
Practical information	Spacing* (standard corridor) (m)	4 m	5 m	5 m	5 m	5 m	4 m	5 m	-	-
	Consumption per m ² * on basis of spacing	2,19 W	2,36 W	2,37 W	3 W	4,17 W	2,5 W	2,83 W	-	-
	Special features	Connected			Opalescent			Optics		

* Standard Corridor: dimensions: L 20 m x l 1.2 m x H 2.5 m with reflection coefficient 7/5/2

Consumption per m² and spacing: result obtained using the standard corridor configuration described above as per the EN 12464-1 standard (average 100 lux and uniformity 0.4)



page 102



page 94



page 94

		Senspot		Rondo			Rondino		
		LED 1700	LED 2200	LED 1800	LED 2400	LED 3000	LED 1800	LED 2400	LED 3000
Uses / location	Indoor	•	•	•	•	•	•	•	•
	Outdoor	•	•	•	•	•	•	•	•
	Hall / Circulation	•	•	•	•	•	•	•	•
	Stairwell				•	•		•	•
	Plant rooms	•	•	•	•	•	•	•	•
	Bulkhead fitting	•	•	•	•	•	•	•	•
	Ceiling fitting	•	•	•	•	•	•	•	•
Specifications	Dimensions (mm)	Ø 174		Ø 330 x 114			Ø 270 x 97		
	Light output (lm)	1300	1630	1550	2150	2550	900	1450	2100
	Power (W)	12	16	12	17	20	9	13	20
	Luminaire efficacy (lm/W)	108	102	129	126	128	100	112	105
	Class (electrical)	II	II	I	I	I	I	I	I
	VK rating	21 / 32 (std / AV)	21 / 32 (std / AV)	65	66	66	65	66	66
	IK rating	10 / 11 (std / AV)	10 / 11 (std / AV)	11++	11++	11++	11++	11++	11++
	Joules (J)	20 / 50 (std / AV)	20 / 50 (std / AV)	120	120	120	120	120	120
IP rating	44 / 65 (std / AV)	44 / 65 (std / AV)	66	66	66	66	66	66	
Functions	NO DETECTION (00)	•	•	•	•	•	•	•	•
	DALI DIMMABLE + SWITCH DIMMING (21)	•	•	•	•	•	•	•	•
	WITH DETECTION PRO (10)			•	•	•	•	•	•
	WITH PRO DETECTION + EXTINCTION OR STANDBY WARNING (13)			•	•	•	•	•	•
	WITH PRO DETECTION + RADIO-CONTROL (16)			•	•	•	•	•	•
	WITH PRO DETECTION + EXTINCTION OR STANDBY WARNING + RADIO-CONTROL (17)	•	•	•	•	•	•	•	•
	SLAVE CONNECTED VERSION (53)								
	CONNECTED VERSION + TWILIGHT PHOTOCELL (55)								
	CONNECTED VERSION WITH DETECTION (57)								
	Daisy-chaining	•	•	•	•	•	•	•	•
Max. loading Max. no. luminaires	Synchronization wire (no load) (max. 20 luminaires)		700 W / 700 VA (max. 10 luminaires)			700 W / 700 VA (max. 10 luminaires)			
Practical information	Spacing* (standard corridor) (m)	4 m	4 m	3,35 m	4 m	5 m	3,35 m	4 m	5 m
	Consumption per m ² * on basis of spacing	2,45 W	2,62 W	3 W	3,54 W	3,33 W	3 W	3,54 W	3,33 W
	Special features								

* Standard Corridor: dimensions: L 20 m x l 1.2 m x H 2.5 m with reflection coefficient 7/5/2

Consumption per m² and spacing: result obtained using the standard corridor configuration described above as per the EN 12464-1 standard (average 100 lux and uniformity 0.4)

Selection guide LED (residential)



page 78



page 86



page 86

		Bang Round et Square				Bang Round et Square Access			Bang Rectangle Access
		LED 1200	LED 1800	LED 2400	LED 3000	LED 1200	LED 2000	LED 2750	LED 1200
Uses / location	Indoor
	Outdoor
	Hall / Circulation
	Stairwell
	Plant rooms
	Bulkhead fitting
	Ceiling fitting
Specifications	Dimensions (mm)	Round : Ø 320 x 103 Square : 308 x 308 x 103				Round : Ø 320 x 103 Square : 308 x 308 x 103			308 x 154 x 103
	Light output (lm)	1050	1500	2100	2500	1050	1600	2300	1050
	Power (W)	9	13	18	20	10	14	19	9
	Luminaire efficacy (lm/W)	118	115	117	125	105	114	121	118
	Class (electrical)	II	II	II	II	II	II	II	II
	VK rating	36	36	36	36	36	36	36	36
	IK rating	11	11	11	11	11	11	11	11
	Joules (J)	50	50	50	50	50	50	50	50
	IP rating	55	55	55	55	55	55	55	55
Functions	NO DETECTION (00)
	DALI DIMMABLE + SWITCH DIMMING (21)
	WITH DETECTION PRO (10)
	WITH PRO DETECTION + EXTINCTION OR STANDBY WARNING (13)
	WITH PRO DETECTION + RADIO-CONTROL (16)
	WITH PRO DETECTION + EXTINCTION OR STANDBY WARNING + RADIO-CONTROL (17)
	SLAVE CONNECTED VERSION (53)
	CONNECTED VERSION + TWILIGHT PHOTOCELL (55)
	CONNECTED VERSION WIT DETECTION (57)
	Daisy-chaining
Max. loading Max. no. luminaires	350 W / 350 VA (max. 10 luminaires)				100 W / 100 VA (max. 5 luminaires)			100 W / 100 VA (max. 5 luminaires)	
Practical information	Spacing* (standard corridor) (m)	2,25 m	2,85 m	4 m	5 m	2,25 m	2,85 m	4 m	2,2 m
	Consumption per m ² * on basis of spacing	3,38 W	3,48 W	3,42 W	3,24 W	4,43 W	4,44 W	3,36 W	3,37 W
	Special features								

* Standard Corridor: dimensions: L 20 m x l 1.2 m x H 2.5 m with reflection coefficient 7/5/2

Consumption per m2 and spacing: result obtained using the standard corridor configuration described above as per the EN 12464-1 standard (average 100 lux and uniformity 0.4)



page 50 - 64



page 56 - 62



page 90

		Voila				Voila Access			Voila Asymmetrical		Voila Access Asymmetrical		Osmo
		LED 1200	LED 1800	LED 2400	LED 3000	LED 1200	LED 2000	LED 2750	LED 2600	LED 3600	LED 2600	LED 3600	LED 1200
Uses / location	Indoor	•	•	•	•	•	•	•	•	•	•	•	•
	Outdoor	•	•	•	•	•	•	•	•	•	•	•	•
	Hall / Circulation	•	•	•	•	•	•	•	•	•	•	•	•
	Stairwell		•	•	•				•	•	•	•	•
	Plant rooms	•	•	•	•	•	•	•	•	•	•	•	•
	Bulkhead fitting	•	•	•	•	•	•	•	•	•	•	•	•
	Ceiling fitting	•	•	•	•	•	•	•					•
Specifications	Dimensions (mm)	Ø 340 x 105				Ø 340 x 105			Ø 340 x 105		Ø 340 x 105		Ø 268 x 68
	Light output (lm)	1080	1500	2130	2550	1090	1600	2325	2110	2920	2114	2920	1000
	Power (W)	9	13	18	20	10	14	19	16	23	16	23	9
	Luminaire efficacy (lm / W)	121	116	118	127	109	114	122	132	127	132	127	115
	Class (electrical)	II	II	II	II	II	II	II	II	II	II	II	II
	VK rating	26	26	26	26	26	26	26	26	26	26	26	25
	IK rating	10	10	10	10	10	10	10	10	10	10	10	10
	Joules (J)	20	20	20	20	20	20	20	20	20	20	20	20
	IP rating	55	55	55	55	55	55	55	55	55	55	55	65
Functions	NO DETECTION (00)	•	•	•	•	•	•	•	•	•	•	•	•
	DALI DIMMABLE + SWITCH DIMMING (21)	•	•	•	•								
	WITH DETECTION PRO (10)	•	•	•	•	•	•	•	•	•	•	•	•
	WITH PRO DETECTION + EXTINCTION OR STANDBY WARNING (13)	•	•	•	•				•	•			
	WITH PRO DETECTION + RADIO-CONTROL (16)	•	•	•	•				•	•			
	WITH PRO DETECTION + EXTINCTION OR STANDBY WARNING + RADIO-CONTROL (17)	•	•	•	•				•	•			
	SLAVE CONNECTED VERSION (53)												
	CONNECTED VERSION + TWILIGHT PHOTOCELL (55)												
	CONNECTED VERSION WIT DETECTION (57)												
	Daisy-chaining	•	•	•	•	•	•	•	•	•	•	•	
Max. loading Max. no. luminaires	350 W / 350 VA (max. 10 luminaires)				100 W / 100 VA (max. 5 luminaires)			350 W / 350 VA (max. 10 luminaires)		100 W / 100 VA (max. 5 luminaires)		no chaining	
Practical information	Spacing* (standard corridor) (m)	2 m	2,85 m	4 m	5 m	2,2 m	3,3 m	5 m	3,5 m	5 m	3,5 m	5 m	2 m
	Consumption per m ² * on basis of spacing	3,71 W	3,79 W	3,75 W	3,33 W	4,13 W	4,25 W	3,63 W	4 W	3,83 W	4 W	3,83 W	3,71 W
	Special features								Asymmetrical		Asymmetrical		

* Standard Corridor: dimensions: L 20 m x l 1.2 m x H 2.5 m with reflection coefficient 7/5/2

Consumption per m2 and spacing: result obtained using the standard corridor configuration described above as per the EN 12464-1 standard (average 100 lux and uniformity 0.4)

Residential luminaires



CAPTAIN

Stylish and connected



BVCert. 6037554



CAPTAIN is a new luminaire, born out of an eco-design policy, that offers innovative functions for lighting in hallways and circulation areas. Its elegant design and environmental characteristics make it more than a traditional bulkhead fitting – your perfect partner for managing your lighting installations in an efficient, environmentally-friendly way.

Manufactured from recycled and recyclable plastics and factory-repairable, the Captain luminaire is reusable in an overall maintenance circuit and forms part of a circular economy policy aimed at extending useful life. It is fitted with a high-performance, repairable LED system, with up to 2750 lm output and very low consumption of 130 lm/W, for an L80B10 life-expectancy of 72,000 hr.



THE CONNECTED ERA'S FIRST LED LUMINAIRE FOR COMMUNAL AREAS



And because everyone is concerned for the environment, its lighting module can be dismantled and repaired, without needing to replace the luminaire as a whole. This extends its useful life and allows technical evolution.



Its LED module, its detector, and its communication system are designed, developed, and manufactured in France and carry the *Origine France Garantie* label – the only quality mark that truly guarantees local manufacturing and that our suppliers and subcontractors too are in France.



Its base in recycled polycarbonate is in line with our circular economy policy. Its reinforced construction, impact resistant to IK10 and its invisible secure closure make this a very durable luminaire.






Design by PM Design.





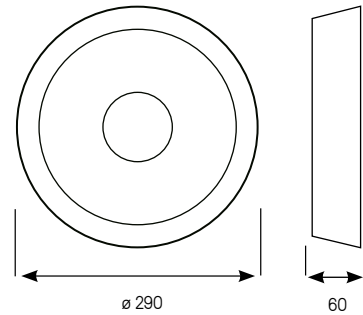
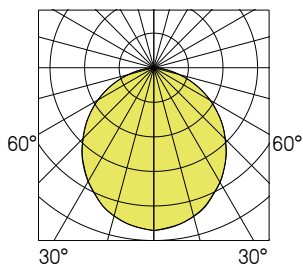
FEATURES:

- Low-consumption architectural luminaire
- Mount, base, bezel made from recycled polycarbonate
- High-performance polycarbonate diffuser
- Captive, non-visible stainless steel vandal-resistant fixings
- Standby consumption: Captain consumes less than 0.5 W in standby
- Lumen maintenance: L80B10 / over 72,000 hours
- RAL 9003 
- RAL 7035 
- RAL 9005 

OPTIONS AVAILABLE ON REQUEST:

- LED 3000 K
- Stainless steel crosspoint screws

Captain - code: 1912 0457



CAPTAIN version on / off

220-240 V AC / 50 / 60 Hz



direct 190

Designation	Power (W)	Luminaire light output (lm) 4000 K	Luminaire efficacy (lm / W)	White RAL 9003	Grey RAL 7035*	Black RAL 9005*
Captain 2000	11	1550	141	1901 0400	1901 1400	1901 2400
Captain 2600	15	1950	130	1902 0400	1902 1400	1902 2400
Captain 3600	21	2750	131	1903 0400	1903 1400	1903 2400

Vandal-resistant tool (bit) to be ordered separately
code : 9800 0003

Lumen maintenance: L80B10 / over 72,000 h

Coding colour temperature 3000 K :
replace 4 with 3

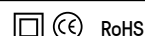
example 4000K : 1901 0400
3000K : 1901 0300

*RAL7035 and RAL9005:

for power, light output, and efficacy information, please refer to data sheet.

CAPTAIN Dali

220-240 V AC / 50 / 60 Hz



direct 190

Designation	Power (W)	Luminaire light output (lm) 4000 K	Luminaire efficacy (lm / W)	White RAL 9003	Grey RAL 7035*	Black RAL 9005*
Captain 2000	12	1550	129	1901 0420	1901 1420	1901 2420
Captain 2600	15	1950	130	1902 0420	1902 1420	1902 2420
Captain 3600	21	2750	131	1903 0420	1903 1420	1903 2420

Lumen maintenance: L80B10 / over 72,000 h

Coding colour temperature 3000 K :
replace 4 with 3

example 4000K : 1901 0400
3000K : 1901 0300

*RAL7035 and RAL9005:

for power, light output, and efficacy information, please refer to data sheet.

CAPTAIN connected with detection

220-240 V AC / 50 / 60 Hz



direct 190

Designation	Power (W)	Luminaire light output (lm) 4000 K	Luminaire efficacy (lm / W)	White RAL 9003	Grey RAL 7035*	Black RAL 9005*
Captain 2000	12	1550	129	1911 0457	1911 1457	1911 2457
Captain 2600	15	1950	130	1912 0457	1912 1457	1912 2457
Captain 3600	21	2750	131	1913 0457	1913 1457	1913 2457

Lumen maintenance: L80B10 / over 72,000 h

Coding colour temperature 3000 K :
replace 4 with 3

example 4000K : 1911 0400
3000K : 1911 0300

*RAL7035 and RAL9005:

for power, light output, and efficacy information, please refer to data sheet.

CAPTAIN connected slave

220-240 V AC / 50 / 60 Hz



direct 190

Designation	Power (W)	Luminaire light output (lm) 4000 K	Luminaire efficacy (lm / W)	White RAL 9003	Grey RAL 7035*	Black RAL 9005*
Captain 2000	12	1550	129	1911 0453	1911 1453	1911 2453
Captain 2600	15	1950	130	1912 0453	1912 1453	1912 2453
Captain 3600	21	2750	131	1913 0453	1913 1453	1913 2453

Lumen maintenance: L80B10 / over 72,000 h

Coding colour temperature 3000 K :
replace 4 with 3

example 4000K : 1911 0400
3000K : 1911 0300

*RAL7035 and RAL9005:

for power, light output, and efficacy information, please refer to data sheet.

Designation	Power (W)	Luminaire light output (lm) 4000 K	Luminaire efficacy (lm / W)	White RAL 9003	Grey RAL 7035*	Black RAL 9005*
Captain 2000	12	1550	129	1911 0455	1911 1455	1911 2455
Captain 2600	15	1950	130	1912 0455	1912 1455	1912 2455
Captain 3600	21	2750	131	1913 0455	1913 1455	1913 2455

Lumen maintenance: L80B10 / over 72,000 h

Coding colour temperature 3000 K : replace 4 with 3

example 4000K : 1911 0400
3000K : 1911 0300

*RAL7035 and RAL9005: for power, light output, and efficacy information, please refer to data sheet.

FEATURES TABLE

Variante	On/Off luminaire	Slave connected luminaire (1)	Connected luminaire with twilight photocell (1)	Connected luminaire with detection (1)	DALI luminaire
On-off	✓	✓	✓	✓	✓
Extinction warning		✓	✓	✓	✓ (2)
Motion detection				✓	
Twilight switching			✓	✓	
DALI					✓ (2)
Switch-Dim		✓	✓	✓	
Daisy-chaining		✓	✓	✓	✓ (2)
Remote-control mode for simple settings via smartphone/tablet applications		✓	✓	✓	

(1) Setting by smartphone via the Lumicare
(2) Only possible via DALI control



DETAILS







VOILA

A very robust, elegant luminaire
from an eco-design policy, suitable for low
consumption residential buildings.



BVCert. 6037554



The Voila is an elegant, very sturdy luminaire, resulting from a constantly-improving eco-design procedure:

- The new LED fittings and their management system, together with the improvement in the light transmission of the polycarbonate allow an increase in luminous efficiency of approximately 20% over the previous generation.

- The components are recyclable, repairable, and replaceable, in line with the principle of a circular economy, and thereby limit the environmental impact.

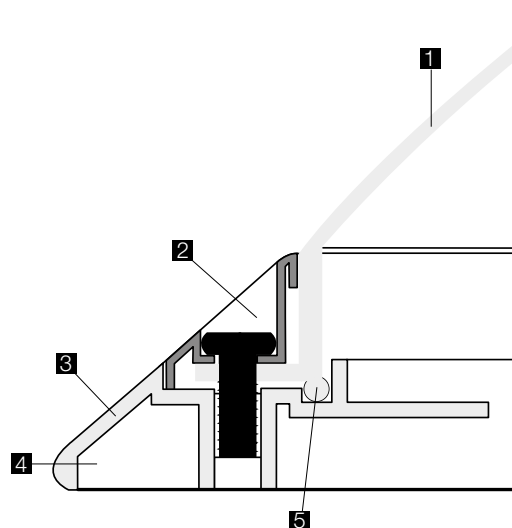


**GREATER CIRCULAR
ECONOMY, HIGHER
ENERGY-EFFICIENCY!**

Plain or two-colour versions...



- 1 Opalescent or prismatic polycarbonate diffuser (20J)
- 2 Screw covers + captive, stainless steel vandal-resistant screws
- 3 Rip-out-resistant base
- 4 Side and rear cable entries
- 5 Silicone gasket to IP55







FEATURES:

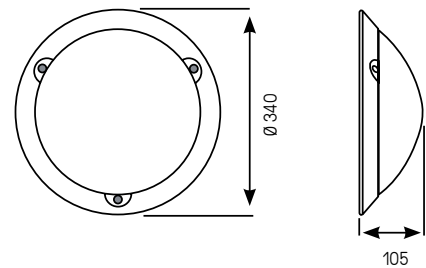
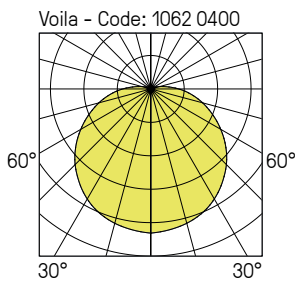
- Low-consumption architectural luminaire
- Single- or two-colour recycled polycarbonate base
- Opalescent polycarbonate diffuser
- Captive, stainless steel vandal-resistant screws
- Side and rear cable entries
- CCT 4000 K, CRI min. 80
- Design: Xavier Houy
- RAL 9003 ○
- RAL 7035 ●
- RAL 9005 ●

OPTIONS AVAILABLE ON REQUEST:

- 3000 K LEDs
- Version with emergency pack
- Standby LED
- Adaptor bracket, to use existing fixings:
code 98100015

ACCESSORIES FOR TWO-COLOUR VERSION:

- White screw cover RAL9003 ○ **code: 9810 0012**
- Grey screw cover RAL7035 ● **code: 9810 0011**
- Black screw cover RAL9005 ● **code: 9810 0003**



LED modules	Power (W)	Luminaire light output (lm)	Luminaire efficacy (lm / W)	White RAL 9003	Grey RAL 7035	Black RAL 9005
LED 1200	9	1080	121	1060 04--	1060 34--	1060 24--
LED 1800	13	1500	116	1061 04--	1061 34--	1061 24--
LED 2400	18	2130	118	1062 04--	1062 34--	1062 24--
LED 3000	20	2550	127	1067 04--	1067 34--	1067 24--

Lumen maintenance: L80B10 / 72,000 h



Radio remote control to be ordered separately
code : 9800 0010



Vandal-resistant tool (bit) to be ordered separately
code : 9800 0003

Coding colour temperature 3000 K : example 4000K : 1060 04--
3000K : 1060 03--

Coding: replace the two dashes (--) by the corresponding figures:

example 1060 04--

- 00 NO DETECTION
- 21 DALI DIMMABLE + SWITCH DIMMING
- 11 WITH DETECTION
- 13 WITH PRO DETECTION + EXTINCTION OR STANDBY WARNING
- 16 WITH PRO DETECTION + RADIO-CONTROL
- 17 WITH PRO DETECTION + EXTINCTION OR STANDBY WARNING + RADIO-CONTROL
- 03 SLAVE VERSION + EXTINCTION OR STANDBY WARNING
- 07 SLAVE VERSION + EXTINCTION OR STANDBY WARNING + RADIO-CONTROL

Designation	Base	Power (W)	Luminaire light output (lm)	Luminaire efficacy (lm / W)	White RAL 9003	Grey RAL 7035	Black RAL 9005
E27 (W/O lamp)	E27	-	-	-	1040 00--	1040 30--	1040 20--
E27 (c/w LED lamp A75 / 827 K)	E27	11	800	73	1041 03--	1041 33--	1041 23--

Coding: replace the two dashes (--) by the corresponding figures:

example 1040 00--

- 00 NO DETECTION
- 11 WITH DETECTION

Additional options VOILA

Coding:
add the corresponding suffix to the product code

example : 1060 0400 ----

9702 STAINLESS STEEL CROSSPOINT SCREWS (VK24)



VOILA

Asymmetrical

Asymmetric bulkhead fixture
for stairways and communal areas.
Special for PRM accessibility.



BVCert. 6037554



The VOILA LED Asymmetric makes it possible to light your stairwells with consumption of only 23 W per fixture, i.e. 127 lm/W!

That's 15 to 30% less than the standard asymmetric bulkhead fixtures currently available on the market.

This makes it easier to comply with the PRM accessibility regulations for vertical circulation and communal areas and makes it possible to light more while consuming less.

It combines light quality with energy performance, and allows aesthetic cohesion within buildings already equipped with VOILA luminaires.



VOILA LED ASYMMETRICAL, THE VERY HIGH PERFORMANCE LUMINAIRE FOR COMMUNAL AREAS.

A real concentration of innovation!

- Targeted, asymmetric lighting making it possible to achieve the illuminance levels required by the PRM¹ Accessibility standard using fewer luminaires and more easily.
- Amazing performance up to 2,900 lumens output, i.e. over 120 lumens per watt!
- Lumen maintenance over 72,000 hours (L80-B10) and a 5-year guarantee.
- Smart, proven detection functions thanks to our own detector, which carries the Origine France Garantie quality mark: customizable warning and standby, daisy-chaining by radio link to reduce wiring, remote-controlled adjustment, etc.
- Electrical Class II and IK10 resistance to vandalism and ripping out.

- An eco-designed, recycled², recyclable, and repairable luminaire where every component can be removed and repaired, to be in line with a policy favouring a sustainable environment.
- Innovation and French manufacture, bearing the Origine France Garantie quality mark, supporting economic development in our region through our local factories, sub-contractors, and suppliers.

(1) 150 lux average required in vertical circulation areas.

(2) recycled polycarbonate base.





FEATURES:

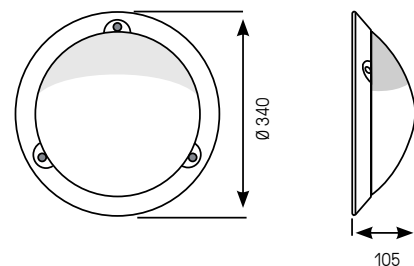
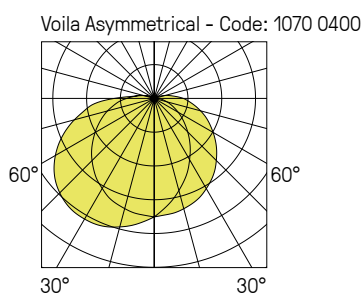
- Low-consumption architectural luminaire
- Single- or two-colour recycled polycarbonate base
- Opalescent polycarbonate diffuser
- Captive, vandal-resistant stainless screws
- Side and rear cable entries
- CCT 4000 K, CRI min. 80
- Design: Xavier Houy
- RAL 9003
- RAL 7035
- RAL 9005

OPTIONS AVAILABLE ON REQUEST:

- 3000K LEDs
- Adaptor bracket, to use existing fixings:
code 98100015

ACCESSORIES FOR TWO-COLOUR VERSION:

- White screw cover RAL9003 **code: 9810 0012**
- Grey screw cover RAL7035 **code: 9810 0011**
- Black screw cover RAL9005 **code: 9810 0003**



LED modules	Power (W)	Luminaire light output (lm)	Luminaire efficacy (lm / W)	White RAL 9003	Grey RAL 7035	Black RAL 9005
LED 2600	16	2110	132	1071 04--	1071 34--	1071 24--
LED 3600	23	2920	127	1070 04--	1070 34--	1070 24--

Lumen maintenance: L80B10 / over 72,000 h
Lumen maintenance: L90B50 / 52,000 h

Coding colour temperature 3000 K : example 4000K : 1071 04--
 replace 4 with 3 3000K : 1071 03--

Radio remote control to be ordered separately
 code : 9800 0010

Vandal-resistant tool (bit) to be ordered separately
 code : 9800 0003

Coding: replace the two dashes (--) by the corresponding figures:
 example 1071 04--

- 00 NO DETECTION
- 11 WITH DETECTION
- 13 WITH PRO DETECTION + EXTINCTION OR STANDBY WARNING
- 16 WITH PRO DETECTION + RADIO-CONTROL
- 17 WITH PRO DETECTION + EXTINCTION OR STANDBY WARNING + RADIO-CONTROL
- 03 SLAVE VERSION + EXTINCTION OR STANDBY WARNING
- 07 SLAVE VERSION + EXTINCTION OR STANDBY WARNING + RADIO-CONTROL

Additional options VOILA

Coding:
 add the corresponding suffix to the product code


example : 1071 0400 ----
 9702 STAINLESS STEEL CROSSPOINT SCREWS (VK24)

DETAILS



2 bulkhead fixtures per floor are enough to achieve the average 150 lux required by the PRM Accessibility regulations*.

Rectangular stairway
 stairwell dimensions: 2.6 m x 4.3 m,
 ceiling height 2.5 m



Spiral stairway
 stairwell dimensions: 2.7 m x 2.7 m,
 ceiling height 2.5 m





VOILA ACCESS

Asymmetrical

Asymmetric bulkhead fixture
for stairways and communal areas.
Special for PRM accessibility.



BVCert. 6037554





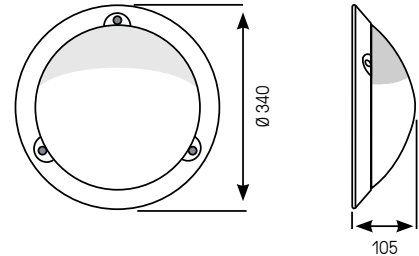
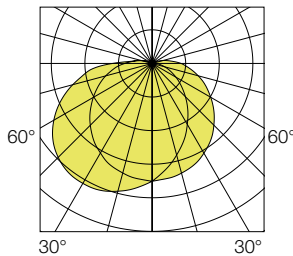
FEATURES:

- Low-consumption architectural luminaire
- Recycled polycarbonate base
- Opalescent polycarbonate diffuser
- Captive, vandal-resistant stainless screws
- Side and rear cable entries
- CCT 4000 K, CRI min. 80
- Design: Xavier Houy
- RAL 9003 ○

OPTIONS AVAILABLE ON REQUEST:

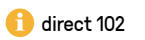
- Adaptor bracket, to use existing fixings:
code 9810 0015

Voila Access Asymetrical - Code : 1076 0400



VOILA ACCESS Asymetrical wall-mounted only

220-240 V AC / 50 / 60 Hz



LED modules	Power (W)	Luminaire light output (lm)	Luminaire efficacy (lm / W)	White RAL 9003
LED 2600	16	2110	132	1076 04--
LED 3600	23	2920	127	1075 04--

Lumen maintenance: L70B10 / 56,000 h

Vandal-resistant tool (bit) to be ordered separately
code : 9800 0003

Coding: replace the two dashes (--) by the corresponding figures:

example 1076 04--
 00 NO DETECTION
 10 WITH DETECTION

Additional options VOILA

Coding:
add the corresponding suffix to the product code

example : 1076 0400 ----
 9702 STAINLESS STEEL CROSSPOINT SCREWS (VK24)

VOILA ACCESS

A recycled, recyclable, and repairable
luminaire, lighting in everyday life
suitable for residential buildings.



BVCert. 6037554





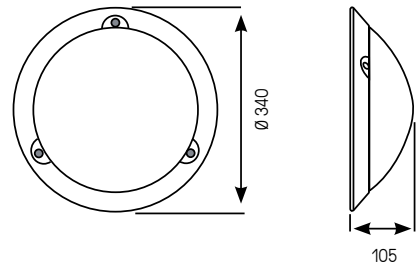
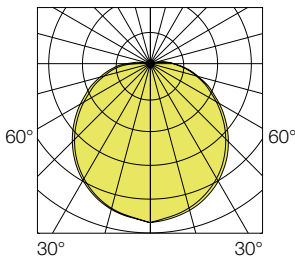
FEATURES:

- Low-consumption architectural luminaire
- Base and screw covers made from recycled polycarbonate
- Opalescent polycarbonate diffuser
- Stainless steel crosspoint screws
- Side and rear cable entries
- CCT 4000 K, CRI min. 80
- Design: Xavier Houy
- 3-year guarantee
- RAL 9003 ○

OPTIONS AVAILABLE ON REQUEST:

- Adaptor bracket, to use existing fixings:
code 9810 0015

Voila Access - Code : 1072 0400



LED modules	Power (W)	Luminaire light output (lm)	Luminaire efficacy (lm/W)	White RAL 9003
LED 1200	10	1090	109	1072 04--
LED 2000	14	1600	114	1073 04--
LED 2750	19	2330	122	1074 04--

Lumen maintenance: L70B10 / 56,000 h

Vandal-resistant tool (bit) to be ordered separately
code : 9800 0003

Coding: replace the two dashes (--) by the corresponding figures:

example 1072 04--
 └─00 NO DETECTION
 └─10 WITH DETECTION

Additional options VOILA ACCESS

Coding:
add the corresponding suffix to the product code

example : 1072 0400 ----
 └─9702 STAINLESS STEEL CROSSPOINT SCREWS (VK24)

DETAILS





EFFICE

High-efficiency directed-light
luminaire for residential premises
and public-access buildings.



BVCert. 6037554



Effice allows you to light just the right way, in the right place, and at the right moment...

Our challenge: the right light level, in the right place, driven by high-performance, energy-saving electronics.

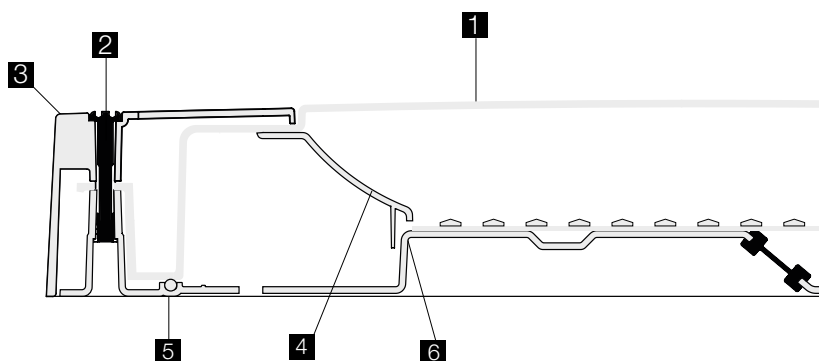
Effice is the smallest possible number of fittings, the lowest possible consumption, with maximum comfort and safety.

Effice is easy to install in a master / slave system. Each luminaire operates on a stand-alone basis. Thanks to radio-controlled synchronization, there's no longer any need to run special wiring between the luminaires.



**MORE THAN A LUMINAIRE,
IT'S A CONCEPT...**

- 1** Opalescent or clear polycarbonate diffuser (20J)
- 2** Stainless steel vandal-resistant screws
- 3** Polycarbonate skirt
- 4** Internal reflector
- 5** Silicone gasket to IP55
- 6** Polycarbonate base



EFFICE

Effice means a very elegant square housing, restrained, timeless, and highly impact resistant: IK10 / 20 J and VK25. Effice means high-performance light sources...

- Different Powers of LED modules to suit premises,
- Samsung mid-power LEDs,
- LED modules with nominal efficiency of over 190 lm/W.

Effice means control systems to reduce the energy bill.

- Compatible with the DALI protocol,
- Optimum management by our ultra-high performance SENSEI® detectors,
 - > Microwave ON / OFF
 - > Microwave with extinction warning and standby
 - > Microwave with remote-control settings

Effice means lighting targeted to suit the premises.

- Optics specially developed around the LED,
- Symmetric, oblong optics for corridors,
- Asymmetric optics for stairwells.

Light spot-on thanks to an eco-designed luminaire. Light output targeted and suited to the type of application, extinction warning, wireless communication mode, remote-controlled settings, etc. The Effice luminaire will astound you by its performance and ease of use.

EFFICE is available for 3 types of application:

- **General lighting** (Opalescent diffuser and LEDs without optics)
- **Stairways** (clear diffuser, LEDs with asymmetric optics)
- **Corridors** (clear diffuser, LEDs with symmetric optics)

MAXIMUM ENERGY EFFICIENCY

Effice is an eco-designed luminaire suitable for various different applications, for better illumination with reduced power consumption.


For an equivalent, standards-compliant result in terms of illumination level and uniformity...

Up to 70% fewer luminaires to install.
Up to 70% energy saving.



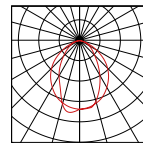
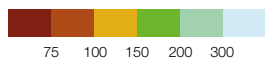
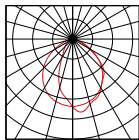
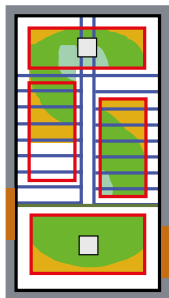
Effice for stairway

Lighting calculations:
stairway for average 150 lux,
in 4000 K



Effice for corridors

Lighting calculations:
long corridor for average 100 lux,
in 4000 K



4.3 m x 2.6 m, ceiling height 2.5 m and stairwell height 10.6 m, simulation for a 4-storey building, one ceiling fitting on each landing + one on each half-landing.

- > > 150 lux average
- > uniformity > 0.69
- > UGR 20

The standard requires: 150 lux average
-> UGR ≤ 25

Stairways	Number of fittings	Installed power	Power per m ² for 100 lux
Effice for stairways	7	140 W	2.8 W

20 m x 1.5 m, ceiling height 2.5 m, 4 ceiling fittings at 5 m spacing.

- > 105 lux average (50 lux min.)
- > uniformity 0.48
- > UGR 22

The standard requires: 100 lux average
-> uniformity 0.4
-> UGR ≤ 28

Corridors	Number of fittings	Installed power	Power per m ² for 100 lux
Effice for corridors	4	68 W	2.16 W





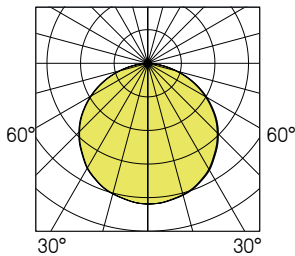
FEATURES:

- Recycled polycarbonate base
- Diffuser: Opalescent (General Lighting version) or clear (Corridor and Stairway versions)
- LED module with or without optics
- Side cable entry possible (with knockout)
- Captive, stainless steel vandal-resistant screws
- CCT 4000 K, CRI min. 80
- RAL 9003 ○
- RAL 7043 ●

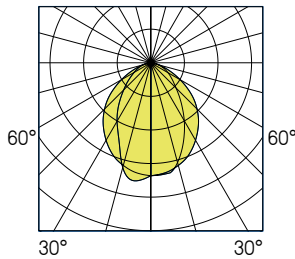
OPTIONS AVAILABLE ON REQUEST:

- 3000 K LEDs
- Version with emergency pack
- Adaptor bracket, to use existing fixings:
code 9820 0008

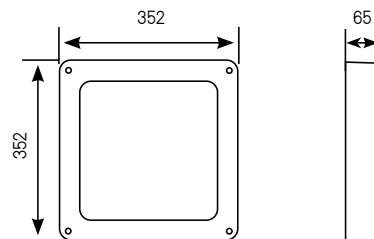
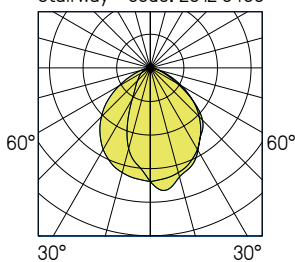
General lighting
code: 2000 0400



Corridor code: 2011 0400



Stairway - code: 2012 0400




Designation	Power (W)	Luminaire light output (lm)	Luminaire efficacy (lm/W)	White RAL 9003	Grey RAL 7043
Effice for general lighting	18	2450	136	2000 04--	2000 14--
Effice for general lighting "plus"	25	3330	133	2001 04--	2001 14--


Lumen maintenance: L80B10 / over 72,000 h

Coding colour temperature 3000 K : example 4000K : 2000 04--
replace 4 with 3 3000K : 2000 03--

Coding: replace the two dashes (--) by the corresponding figures:
example 2000 04--

- 00 NO DETECTION
- 21 DALI DIMMABLE + SWITCH DIMMING
- 11 WITH DETECTION
- 13 WITH PRO DETECTION + EXTINCTION OR STANDBY WARNING
- 16 WITH PRO DETECTION + RADIO-CONTROL
- 17 WITH PRO DETECTION + EXTINCTION OR STANDBY WARNING + RADIO-CONTROL
- 03 SLAVE VERSION + EXTINCTION OR STANDBY WARNING
- 07 SLAVE VERSION + EXTINCTION OR STANDBY WARNING + RADIO-CONTROL

 Vandal-resistant tool (bit) to be ordered separately
code : 9800 0003

 Radio remote control to be ordered separately
code : 9800 0010

Designation	Power (W)	Luminaire light output (lm)	Luminaire efficacy (lm/W)	White RAL 9003	Grey RAL 7043
Effice short corridor (1)	12	1400	117	2010 04--	2010 14--
Effice long corridor (2)	17	1900	112	2011 04--	2011 14--


Lumen maintenance: L80B10 / over 72,000 h


(1) short / complex corridors (optimum luminaire spacing: 4 m)
(2) long corridors (optimum luminaire spacing: 5 m)

Coding colour temperature 3000 K : example 4000K : 2010 04--
replace 4 with 3 3000K : 2010 03--

Coding: replace the two dashes (--) by the corresponding figures:
example 2010 04--

- 00 NO DETECTION
- 21 DALI DIMMABLE + SWITCH DIMMING
- 11 WITH DETECTION
- 13 WITH PRO DETECTION + EXTINCTION OR STANDBY WARNING
- 16 WITH PRO DETECTION + RADIO-CONTROL
- 17 WITH PRO DETECTION + EXTINCTION OR STANDBY WARNING + RADIO-CONTROL
- 03 SLAVE VERSION + EXTINCTION OR STANDBY WARNING
- 07 SLAVE VERSION + EXTINCTION OR STANDBY WARNING + RADIO-CONTROL


 Vandal-resistant tool (bit) to be ordered separately
code : 9800 0003


 Radio remote control to be ordered separately
code : 9800 0010

Designation	Power (W)	Luminaire light output (lm)	Luminaire efficacy (lm/W)	White RAL 9003	Grey RAL 7043
Effice stairway	20	2550	128	2012 04--	2012 14--
Effice stairway "plus"	27	3400	126	2013 04--	2013 14--

Lumen maintenance: L80B10 / over 72,000 h

Coding colour temperature 3000 K : example 4000K : 2012 04--
replace 4 with 3 3000K : 2012 03--

 Vandal-resistant tool (bit) to be ordered separately
code : 9800 0003

 Radio remote control to be ordered separately
code : 9800 0010

Coding: replace the two dashes (--) by the corresponding figures:
example 2012 04--

- 00 NO DETECTION
- 21 DALI DIMMABLE + SWITCH DIMMING
- 11 WITH DETECTION
- 13 WITH PRO DETECTION + EXTINCTION OR STANDBY WARNING
- 16 WITH PRO DETECTION + RADIO-CONTROL
- 17 WITH PRO DETECTION + EXTINCTION OR STANDBY WARNING + RADIO-CONTROL
- 03 SLAVE VERSION + EXTINCTION OR STANDBY WARNING
- 07 SLAVE VERSION + EXTINCTION OR STANDBY WARNING + RADIO-CONTROL

ADDITIONAL OPTIONS EFFICE

Coding:
add the corresponding suffix to the product code

example : 2000 0400 ----
9702 STAINLESS STEEL CROSSPOINT SCREWS (VK24)

DETAILS







BANG

An original luminaire ideally suited
to environments subject to vandalism,
thanks to its exceptional impact resistance, up
to 50 joules IK11.



BVCert. 6037554



The Bang is an architectural luminaire designed for residential and public spaces: schools, sports clubs, hotel establishments, etc.

Its exceptional impact resistance – up to 50 joules – makes it an original luminaire ideally suited to environments subject to severe vandalism.

Stronger:

- Strength IK11 / 50 joules,
- Double skin,
- Tamper-resistant fastenings.

Greater savings:

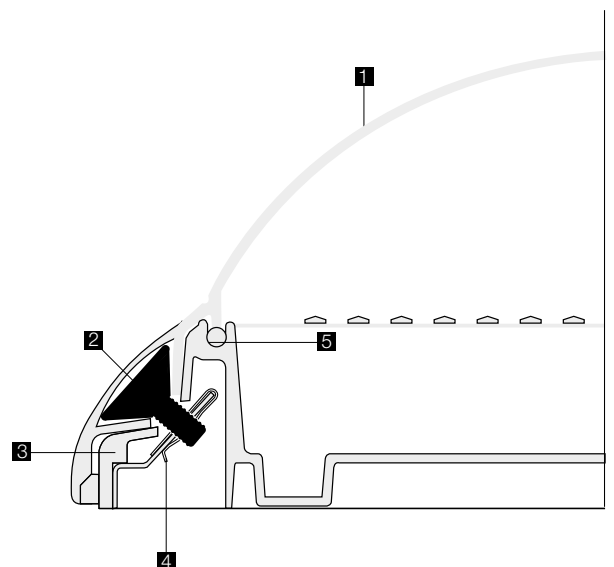
- LED sources,
- Microwave motion sensor.

More colours:

- Choice of three colours,
- RAL and special colours on request.



- 1 Opalescent or frosted clear (50J) polycarbonate diffuser
- 2 Stainless tamper-resistant screws + decorative polycarbonate washers
- 3 Reinforced polyamide base
- 4 Removable back-nut (easy maintenance)
- 5 Silicone gasket to IP55







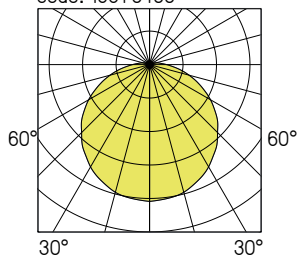
FEATURES:

- Low-consumption vandal-resistant architectural luminaire
- Increased strength IK11 50J
- Reinforced polyamide base
- Opalescent polycarbonate diffuser (for LED version)
- Frosted clear polycarbonate diffuser (E27 versions)
- CCT 4000 K, CRI min. 80
- Stainless steel vandal-resistant screws
- Decorative polycarbonate washers
- Opalescent
- RAL 9003
- RAL 9006
- RAL 9005

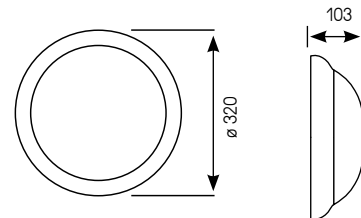
OPTIONS AVAILABLE ON REQUEST:

- 3000 K LEDs
- Standby LED
- Other RAL colours

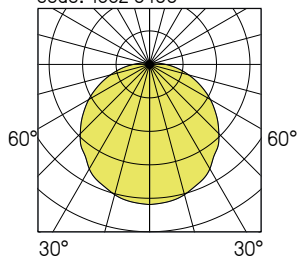
Bang Round
code: 1561 0400



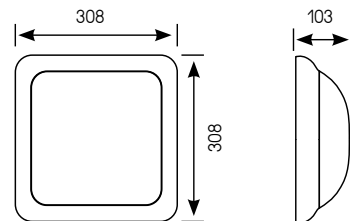
Bang Round



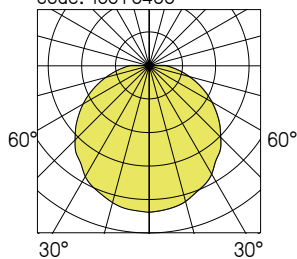
Bang Square
code: 1662 0400



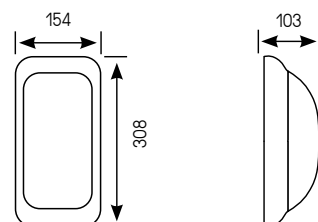
Bang Square



Bang Rectangle
code: 1691 0400



Bang Rectangle



LED modules	Power (W)	Luminaire light output (lm)	Luminaire efficacy (lm/W)	Opalescent
LED 1200	9	1050	118	1560 04--
LED 1800	13	1500	115	1561 04--
LED 2400	18	2100	117	1562 04--
LED 3000	20	2500	125	1564 04--

Lumen maintenance: L80B10 / 72,000 h

Coding colour temperature 3000 K :
replace 4 with 3

example 4000K : 1560 04--
3000K : 1560 03--

Coding: replace the two dashes (--) by the corresponding figures:

example 1560 04--

- 00 NO DETECTION
- 21 DALI DIMMABLE + SWITCH DIMMING
- 11 WITH DETECTION
- 13 WITH PRO DETECTION + EXTINGUISH OR STANDBY WARNING
- 16 WITH PRO DETECTION + RADIO-CONTROL
- 17 WITH PRO DETECTION + EXTINGUISH OR STANDBY WARNING + RADIO-CONTROL
- 03 SLAVE VERSION + EXTINGUISH OR STANDBY WARNING
- 07 SLAVE VERSION + EXTINGUISH OR STANDBY WARNING + RADIO-CONTROL

Vandal-resistant tool (bit) to be ordered separately
code : 9800 0003

Radio remote control to be ordered separately
code : 9800 0010

Designation	Base	Power (W)	Luminaire light output (lm)	Luminaire efficacy (lm/W)	White RAL 9003	Grey RAL 9006	Black RAL 9005
E27 (w/o lamp)	E27	-	-	-	1500 00--	1500 10--	1500 20--
E27 (c/w A75 / 827 K LED lamp)	E27	11	850	77	1501 03--	1501 13--	1501 23--

Coding: replace the two dashes (--) by the corresponding figures:

example 1500 00--

- 00 NO DETECTION
- 11 WITH DETECTION

Additional options BANG ROUND

Codification :
add the corresponding suffix to the product code

example : 1560 0400 ----

- 9406 OPALESCENT PC DIFFUSER (E27 VERSION)
- 9702 STAINLESS STEEL CROSSPOINT SCREWS (VK34)

Designation	Base	Power (W)	Luminaire light output (lm)	Luminaire efficacy (lm / W)	White RAL 9003	Grey RAL 9006	Black RAL 9005
E27 (w/o lamp)	E27	-	-	-	1680 0000	1680 1000	1680 2000
E27 (c/w LED A75 / 827 K lamp)	E27	11	800	73	1681 0300	1681 1300	1681 2300

ADDITIONAL OPTIONS BANG RECTANGLE

Coding:
add the corresponding suffix to the product code

example : 1691 0400 ----
 └─ 9406 OPALESCENT PC DIFFUSER (E27 VERSION)
 9702 STAINLESS STEEL CROSSPOINT SCREWS (VK34)

LED modules	Power (W)	Luminaire light output (lm)	Luminaire efficacy (lm/W)	Opalescent
LED 1200	9	1050	118	1660 04--
LED 1800	13	1500	115	1661 04--
LED 2400	18	2100	117	1662 04--
LED 3000	20	2500	125	1664 04--

Lumen maintenance: L80B10 / 72,000 h

Coding colour temperature 3000 K : example 4000K : 1660 04--
replace 4 with 3 3000K : 1660 03--

Coding: replace the two dashes (--) by the corresponding figures:

example 1660 04--

00 NO DETECTION

21 DALI DIMMABLE + SWITCH DIMMING

11 WITH DETECTION

13 WITH PRO DETECTION + EXTINCTION OR STANDBY WARNING

16 WITH PRO DETECTION + RADIO-CONTROL


17 WITH PRO DETECTION + EXTINCTION OR STANDBY WARNING


+ RADIO-CONTROL

03 SLAVE VERSION + EXTINCTION OR STANDBY WARNING

07 SLAVE VERSION + EXTINCTION OR STANDBY WARNING


+ RADIO-CONTROL

 Vandal-resistant tool (bit) to be ordered separately
code : 9800 0003

 Radio remote control to be ordered separately
code : 9800 0010

BANG Square E27

220-240 V AC / 50 / 60 Hz

 RoHS direct 160

Designation	Base	Power (W)	Luminaire light output (lm)	Luminaire efficacy (lm/W)	White RAL 9003	Grey RAL 9006	Black RAL 9005
E27 (w/o lamp)	E27	-	-	-	1600 00--	1600 10--	1600 20--
E27 (c/w A75 / 827 K LED lamp)	E27	11	850	77	1601 03--	1601 13--	1601 23--

Coding: replace the two dashes (--) by the corresponding figures:

example 1600 00--

00 NO DETECTION

11 WITH DETECTION

Additional options BANG Square

Codification :

add the corresponding suffix to the product code

example : 1660 0400 ----

9406 OPALESCENT PC DIFFUSER (E27 VERSION)

9702 STAINLESS STEEL CROSSPOINT SCREWS (VK34)



BANG ACCESS

An original luminaire ideally suited
to environments subject to vandalism,
thanks to its exceptional impact resistance, up
to 50 joules IK11.



BVCert. 6037554





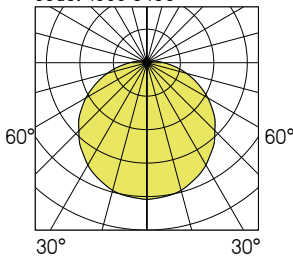
FEATURES:

- Low-consumption vandal-resistant architectural luminaire
- Increased strength IK11 50J
- Reinforced polyamide base
- Opalescent polycarbonate diffuser (for LED version)
- Frosted clear polycarbonate diffuser (E27 versions)
- CCT 4000 K, CRI min. 80
- Stainless steel vandal-resistant tamper-proof screws
- Decorative polycarbonate washers
- Opalescent
- RAL 9003 ○
- RAL 9006 ●
- RAL 9005 ●

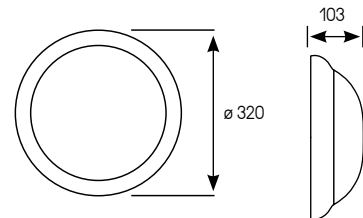
OPTIONS AVAILABLE ON REQUEST:

- 3000 K LEDs
- Standby LED
- Other RAL colours

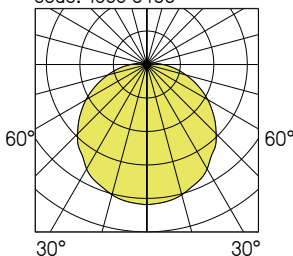
Bang Round Access
code: 1565 0400



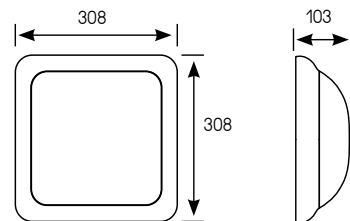
Bang Round Access



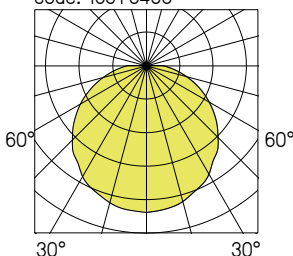
Bang Square Access
code: 1665 0400



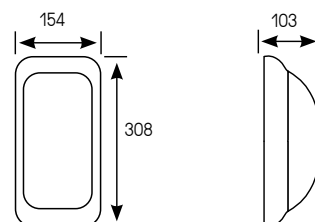
Bang Square Access



Bang Rectangle Access
code: 1691 0400



Bang Rectangle Access



BANG ROUND ACCESS

220-240 V AC / 50 / 60 Hz



direct 156

LED modules	Power (W)	Luminaire light output (lm)	Luminaire efficacy (lm / W)	Opalescent
LED 1200	10	1050	105	1565 04--
LED 2000	14	1600	114	1566 04--
LED 2750	19	2300	121	1567 04--

Lumen maintenance: L70B10 / 56,000 h



Vandal-resistant tool (bit) to be ordered separately
code : 9800 0003



Radio remote control to be ordered separately
code : 9800 0010

Coding: replace the two dashes (--) by the corresponding figures:

example 1565 04--
 00 NO DETECTION
 10 WITH DETECTION

BANG RECTANGLE ACCESS

220-240 V AC / 50 / 60 Hz



direct 169

LED modules	Power (W)	Luminaire light output (lm)	Luminaire efficacy (lm / W)	Opalescent
LED 1200	9	1050	118	1691 04--

Lumen maintenance: L70B10 / 56,000 h



Vandal-resistant tool (bit) to be ordered separately
code : 9800 0003



Radio remote control to be ordered separately
code : 9800 0010

Coding colour temperature 3000 K: example 4000K : 1691 04--
replace 4 with 3
3000K : 1691 03--

Coding: replace the two dashes (--) by the corresponding figures:

example 1691 04--
 00 NO DETECTION
 10 WITH DETECTION

BANG SQUARE ACCESS

220-240 V AC / 50 / 60 Hz



direct 166

LED modules	Power (W)	Luminaire light output (lm)	Luminaire efficacy (lm / W)	Opalescent
LED 1200	10	1050	105	1665 04--
LED 2000	14	1600	114	1666 04--
LED 2750	19	2300	121	1667 04--

Lumen maintenance: L70B10 / 56,000 h



Vandal-resistant tool (bit) to be ordered separately
code : 9800 0003



Radio remote control to be ordered separately
code : 9800 0010

Coding: replace the two dashes (--) by the corresponding figures:

example 1665 04--
 00 NO DETECTION
 10 WITH DETECTION




31



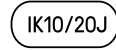


BVCert. 6037554



Standard

Vandal-resistant

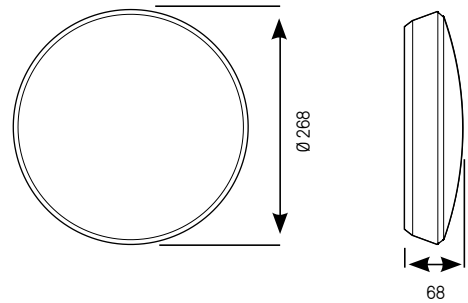
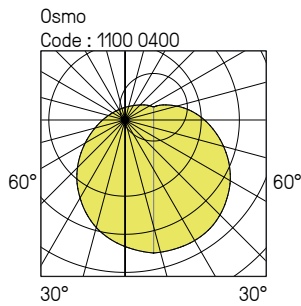


FEATURES:

- Low consumption architectural luminaire
- Recycled polycarbonate base
- 100% repairable luminaire
- Opalescent polycarbonate diffuser
- Side and rear cable entries
- CRI min. 80
- 5 years warranty
- Design: Stéphane Joyeux
- RAL 9003 ○

OPTIONS AVAILABLE ON REQUEST:

- Stainless steel torx screw



LED modules	CCT (K)	Power (W)	Luminaire light output (lm)	Luminaire efficacy (lm/W)	Code
LED 1200	3000	9	850	98	1100 0300
LED 1200	4000	9	1000	115	1100 0400

Lumen maintenance: L80B10 / 50,000 h



Screwing tool: 9811 0010

Screwing tool kit + 3 vis : 9811 0001
Screwing tool kit + 25 vis : 9811 0002

Coding: replace the two dashes (--) by the corresponding figures:

example 1100 04--

00 NO DETECTION
10 WITH DETECTION

Torx screw version: add the corresponding suffix to the product code: e.g. **1100 0400 9701**

DETAILS





RONDO RONDINO

Surface or flush mounted,
the most powerful and robust
of the architectural luminaires.



BVCert. 6037554



Surface or flush mounted, the most powerful and robust of the architectural luminaires for communal areas in residential properties and outdoors.

Multiple solutions with more light output for large spaces
Up to 3000 lm.

More efficient

Thanks to its lighting management: DALI ballasts and LED dimming solutions.

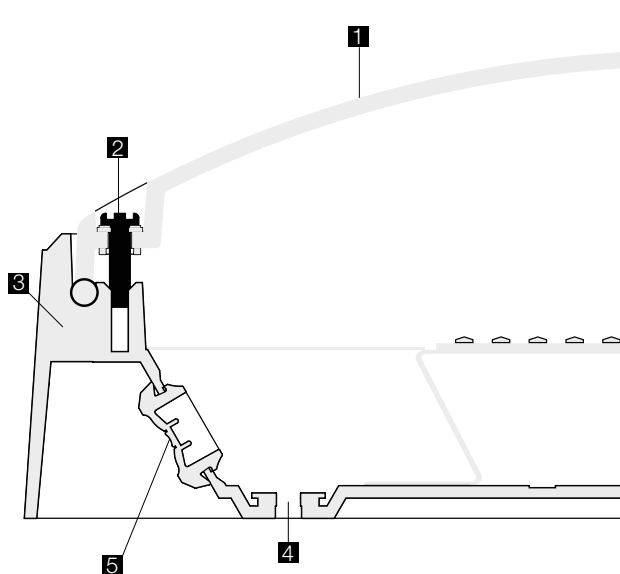
Greater savings

With the new Sensor Pro detectors or twilight switches built in.



RONDO, THE LUMINAIRE WITH A TIMELESS LOOK, THAT'S DESIGNED TO LAST.

- 1** Opalescent polycarbonate diffuser (120J)
- 2** Vandal resistant screws
- 3** Marine-grade aluminium rip-out-resistant skirt
- 4** Supplied c/w sealing washers
- 5** Knock-out cable entries (2 sides, 1 central)







Rondo

Rondino



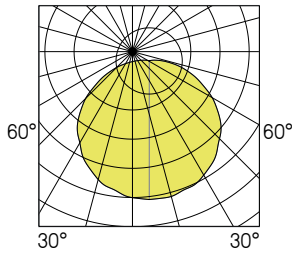
FEATURES:

- Architectural luminaire, 120-joules resistance
- Available in two sizes
- Die-cast marine-grade aluminium base
- Opalescent polycarbonate diffuser
- CCT 4000 K, CRI min. 80
- Stainless steel vandal-resistant tamper-proof screws
- Plug-in gear tray
- RAL 9016 ○
- RAL 9006 ●
- RAL 9005 ●

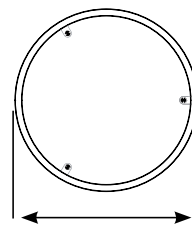
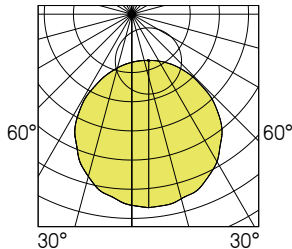
OPTIONS AVAILABLE ON REQUEST:

- 3000 K LEDs
- Version with emergency pack
- Standby LED
- Class II
- Twilight photocell
- Anti-graffiti protection


Rondo - code: 2520 0400



Rondino - code: 2560 0400



∅ 330 (Rondo)
∅ 270 (Rondino)



114 (Rondo)
97 (Rondino)


LED modules	Power (W)	Luminaire light output (lm)	Luminaire efficacy (lm / W)	White RAL 9016	Grey RAL 9006	Black RAL 9005
LED 1800	12	1550	129	2520 04--	2520 14--	2520 24--
LED 2400	17	2150	126	2523 04--	2523 14--	2523 24--
LED 3000	20	2550	128	2522 04--	2522 14--	2522 24--


Lumen maintenance: L80B10 / 72,000 h

Coding colour temperature 3000 K :
replace 4 with 3
example 4000K : 2520 04--
3000K : 2520 03--

Coding: replace the two dashes (--) by the corresponding figures:
example 2520 04--

- 00 NO DETECTION
- 21 DALI DIMMABLE + SWITCH DIMMING
- 12 WITH DETECTION PRO
- 13 WITH PRO DETECTION + EXTINCTION OR STANDBY WARNING
- 16 WITH PRO DETECTION + RADIO-CONTROL
- 17 WITH PRO DETECTION + EXTINCTION OR STANDBY WARNING + RADIO-CONTROL
- 03 SLAVE VERSION + EXTINCTION OR STANDBY WARNING
- 07 SLAVE VERSION + EXTINCTION OR STANDBY WARNING + RADIO-CONTROL

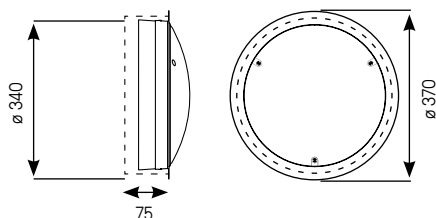
 Vandal-resistant tool (bit) to be ordered separately
code : 9800 0003

 Radio remote control to be ordered separately
code : 9800 0010

Additional options RONDO

Coding:
add the corresponding suffix to the product code

example : 2520 0400 ----
9702 VISSERIE STANDARD
9802 VERSION ENCASTRÉE



Flush-mounting dimensions :
Rondo : ø 340 x 75

DETAILS



LED modules	Power (W)	Luminaire light output (lm)	Luminaire efficacy (lm / W)	White RAL 9016	Grey RAL 9006	Black RAL 9005
LED 1200	9	900	100	2561 04--	2561 14--	2561 24--
LED 2000	13	1450	112	2560 04--	2560 14--	2560 24--
LED 3000	20	2100	105	2562 04--	2562 14--	2562 24--

Lumen maintenance: L80B10 / 72,000 h

Coding colour temperature 3000 K : example 4000K : 2561 04--
replace 4 with 3 3000K : 2561 03--

Coding: replace the two dashes (--) by the corresponding figures:
example 2561 04--

- 00 NO DETECTION
- 21 DALI DIMMABLE + SWITCH DIMMING
- 12 WITH DETECTION PRO
- 13 WITH PRO DETECTION + EXTINCTION OR STANDBY WARNING
- 16 WITH PRO DETECTION + RADIO-CONTROL
- 17 WITH PRO DETECTION + EXTINCTION OR STANDBY WARNING + RADIO-CONTROL
- 03 SLAVE VERSION + EXTINCTION OR STANDBY WARNING
- 07 SLAVE VERSION + EXTINCTION OR STANDBY WARNING + RADIO-CONTROL

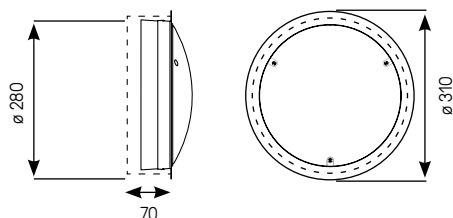
Vandal-resistant tool (bit) to be ordered separately
code : 9800 0003

Radio remote control to be ordered separately
code : 9800 0010

Additional options RONDINO

Coding:
add the corresponding suffix to the product code

example : 2561 0400 ----
9702 STANDARD CROSSPOINT SCREWS
9802 FLUSH-MOUNTING VERSION



Flush-mounting dimensions:
Rondino : ø 280 mm x 70 mm

RONDINO ACCESSORIES



Aki grille



Akita grille



Rueda grille

The accessories kits must be ordered separately.

Designation	White RAL 9016	Grey RAL 9006	Black RAL 9005
AKI grille kit	9825 0003	9825 0002	9825 0001
AKITA grille kit	9825 0006	9825 0005	9825 0004
RUEDA grille kit	9825 0009	9825 0008	9825 0007



8



SENSPOT

Extra-compact LED
downlight with detection



BVCert. 6037554



SENSPOT LED is a flush-mounting spot for hallways and circulation areas in residential or public buildings, as well as for outdoor spaces.

With high impact resistance up to IK11/50J (vandal-resistant version) and sealed against insects and water/particulate matter (IP65), SENSPOT downlight is discreet and compact, thanks to its fluid design.

Built into a white-lacquered zamak base, the crystal polycarbonate diffuser and technical reflector provide soft, controlled light, while reducing power consumption.


Senspot can also be retrofitted to existing installations using adaptor rings.

In this way, the presence detector version of the SENSPOT LED makes it possible to achieve up to 80% energy savings compared to a conventional fluorescent spot on a timer.

The presence detector can be remotely adjusted in order to optimize the illumination time (from 5 s to 30 min.).



LED DOWNLIGHT WITH DETECTION AND SUPERIOR WATERTIGHTNESS





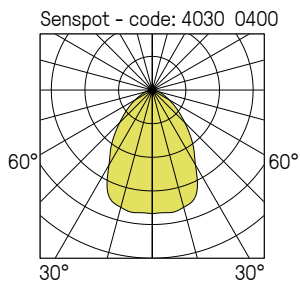
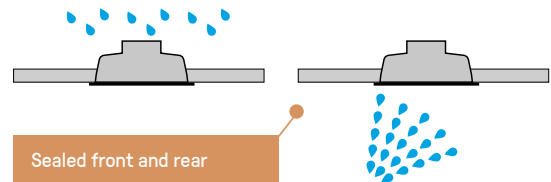
Vandal-resistant version
IK11 50J

FEATURES:

- Impact-resistant flush-mounting spot
- Vandal-resistant version IK11 50 J: secure closure through Torx + pin screws
- White polyester lacquered zamak bezel RAL9016
- Clear polycarbonate diffuser
- White polycarbonate reflector
- CCT 4000 K, CRI min. 80
- Remote-control detector adjustment
- Separate power supply
- Suitable for outdoor environments (IP65) and resistant to salty environments
- Connection type:
IP44 version: remote IP20 power supply
IP65 version: remote IP20 power supply in sealed box
- RAL 9016 ○
- Other ring colours on request:
RAL 7035 ●
RAL 9005 ●

OPTIONS AVAILABLE ON REQUEST:

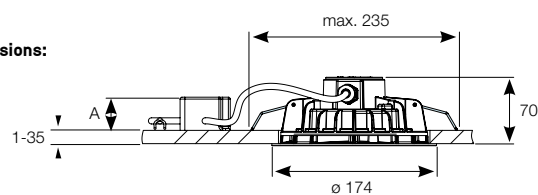
- LED 3000 K
- Square adaptor kit for replacing old Sécurilite downlight with a Senspot: **code 9840 3003**
- Round adaptor kit for replacing old Sécurilite downlight with a Senspot: **code 9840 3004**
- Back box for use in concrete - Senspot IP44 : **code 9840 3002**
- Back box for use in concrete - Senspot IP65 : **code 9840 3001**



Standard version

Flush-mounting dimensions:
ø 160

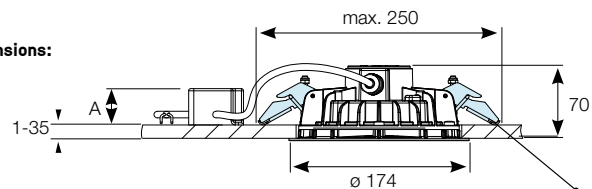
IP44 A : 33 mm
IP65 A : 70 mm



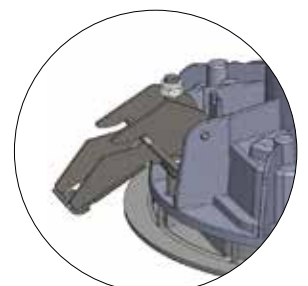
Vandal-resistant version

Flush-mounting dimensions:
ø 160

IP44 A : 33 mm
IP65 A : 70 mm



Rip-out resistant fastenings with vandal-resistant screws



LED modules	Power (W)	Luminaire light output (lm)	Luminaire efficacy (lm/W)	Standard code 20 J	Vandal-resistant code 50 J
LED 1700	12	1300	108	4030 04--	4040 04--
LED 2200	16	1630	102	4031 04--	4041 04--

Lumen maintenance: L80B10 / over 72,000 h

Coding colour temperature 3000 K : example 4000K : 4030 04--
replace 4 with 3 3000K : 4030 03--

Radio remote control to be ordered separately
Code : 9800 0010

Torx + pin bit for vandal-resistant Senspot to be ordered separately.
Code : 9800 0012

Coding: replace the two dashes (--) by the corresponding figures:
example 4030 04--

- 00 NO DETECTION
- 03 SLAVE VERSION + EXTINCTION OR STANDBY WARNING + RADIO-CONTROL
- 21 DALI DIMMABLE + SWITCH DIMMING
- 43 WITH PRO DETECTION + EXTINCTION OR STANDBY WARNING + RADIO-CONTROL

LED modules	Power (W)	Luminaire light output (lm)	Luminaire efficacy (lm/W)	Standard code 20 J	Vandal-resistant code 50 J
LED 1700	12	1300	108	4035 04--	4045 04--
LED 2200	16	1630	102	4036 04--	4046 04--

Lumen maintenance: L80B10 / over 72,000 h

Coding colour temperature 3000 K : example 4000K : 4035 04--
replace 4 with 3 3000K : 4035 03--

Radio remote control to be ordered separately
Code : 9800 0010

Torx + pin bit for vandal-resistant Senspot to be ordered separately.
Code : 9800 0012

Coding: replace the two dashes (--) by the corresponding figures:
example 4035 04--

- 00 NO DETECTION
- 03 SLAVE VERSION + EXTINCTION OR STANDBY WARNING + RADIO-CONTROL
- 21 DALI DIMMABLE + SWITCH DIMMING
- 43 WITH PRO DETECTION + EXTINCTION OR STANDBY WARNING + RADIO-CONTROL



SOFFITE

An ingenious, discreet,
angle luminaire, designed
to form a line of light
and be adapted to all your projects.



BVCert. 6037554



The various modules can be put together in such a way as to create a lighting strip between wall and ceiling, or vertically in a corner.

The Soffite is fitted with very low consumption sources.

Elegant

With a slender 92 mm footprint and only 80 mm angle protrusion at 45°, the Soffite is particularly discreet!

Economic

Save power thanks to the LED sources, the presence detection, or the dimmable ballasts!

Practical

Easy to fit, it allows the supply cables to pass at the rear and protects access to the lamps via an ingenious locking system.

**DISCREET AND ORIGINAL,
THE SOFFITE IS A
PARTICULARLY INGENUOUS
ANGLE LUMINAIRE THAT CAN
BE ADAPTED
TO YOUR PROJECTS.**



Have your Soffite made to measure

Determine the desired length.

Minimum 615 mm, maximum 1620 mm with detector.

Outside these dimensions, please enquire.

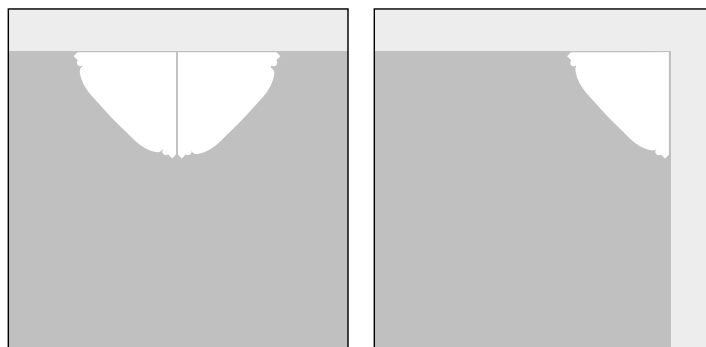
Send us your specifications.

However, certain options (detectors, batteries, etc.) may create non-illuminating zones, which will be indicated to you.

Together, we validate your project.

Prior to final confirmation, we send you a drawing, a quote, and a delivery lead time.

You will receive a bespoke Soffite luminaire specific to your architectural project.





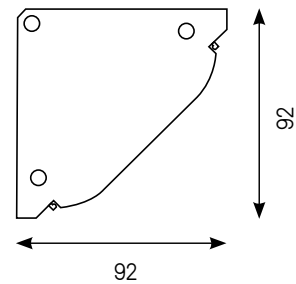
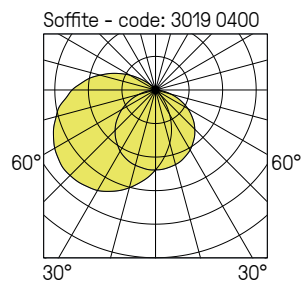


FEATURES:

- Decorative luminaire for corner-mounting
- Body and end caps in white lacquered aluminium
- Opalescent polycarbonate diffuser
- CCT 4000 K, CRI min. 80
- Twin rear cable entries

OPTIONS AVAILABLE ON REQUEST:

- 3000 K LEDs
- Standby LED




Length (mm)	Length with detection (mm)	Power (W)	Luminaire light output (lm)	Luminaire efficacy (lm/W)	Code
615	760	12	1330	111	3015 04--
		18	2270	126	3016 04--
915	1060	14	1680	120	3017 04--
		26	3250	125	3018 04--
1195	1340	18	2350	131	3019 04--
		33	4240	128	3020 04--
1475	1620	26	3340	128	3021 04--
		41	5340	130	3022 04--


Lumen maintenance: L80B10 / over 72,000 h
Lumen maintenance: L90B50 / 52,000 h

Coding colour temperature 3000 K : example 4000K : 3015 04--
 replace 4 with 3 3000K : 3015 03--

Coding: replace the two dashes (--) by the corresponding figures:
 example 3015 04--

- 00 NO DETECTION
- 21 DALI DIMMABLE + SWITCH DIMMING
- 12 WITH DETECTION PRO
- 14 WITH PRO DETECTION + EXTINCTION WARNING
- 15 WITH PRO DETECTION + STANDBY WARNING
- 16 WITH PRO DETECTION + RADIO-CONTROL
- 04 SLAVE VERSION + EXTINCTION WARNING
- 05 SLAVE VERSION + STANDBY WARNING

 Tamper-proof tool (pliers) to be ordered separately
 code : 9800 0009

 Radio remote control to be ordered separately
 code : 9800 0010

Additional options SOFFITE

Coding:
 add the corresponding suffix to the product code

example : 3015 0400 ----
 9801 IN-LINE FITTING (LEFT- AND RIGHT-HAND ENDS OPEN)
 9803 IN-LINE FITTING (RIGHT-HAND END OPEN)
 9804 IN-LINE FITTING (LEFT-HAND END OPEN)

DETAILS





CASEMATE

Universal protection
for emergency lighting units
in car-parks and public spaces.



BVCert. 6037554

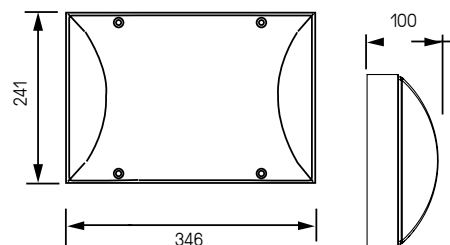




FEATURES:

- Universal protection for emergency lighting units
- White lacquered steel structure treated against corrosion
- Extra-thick braced crystal polycarbonate diffuser
- Flexible internal reflector
- Suits dimensions of various self-contained lighting units and luminaires with central light source
- Stainless tamper-resistant screws
- RAL 9003 ○


ABAKX	LDE 400 LDE DBR LDE 10 LDE 50 LDE DUAL
ABB (KAUFEL)	BRIO ECO 3 BRIO + BRIO PRIMO 3 PRIMO +
EATON (LUMS-tainless)	LUM16179 LUM16025
LEGRAND	625 25 / 50 / 60 625 26 / 52 (Casemate 120)
URA	110 000 118 218 V / 219 V 111 013 V 113 218 V 112 013 V
ZEMPER	Toledo Xena flat Venus



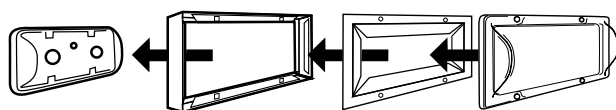
Other models of self-contained and centrally-powered emergency units: please enquire.

All products and names mentioned are trademarks of their respective owners.

Designation	Code
Casemate	9801 0001
Casemate height 120 mm	9801 0002

 Vandal-resistant tool (bit) to be ordered separately
code : 9800 0003


LCIE Test Report no. 19017020
The CASEMATE protector respects the photometric characteristics of the emergency lighting units, in accordance with the requirements of Article 22.16 of the NF EN 60598-2-22 standard from July 1992.



Existing emergency lighting unit on wall

The Casemate's rear opening allows it to be installed directly over the emergency lighting unit without needing to remove it!

Flexible reflector and extra-thick polycarbonate diffuser

 The Casemate protects existing emergency lighting units on the market

 DETAILS





ENCLUME

Vandal-resistant protection
for your switches
in communal areas.



BVCert. 6037554





FEATURES:

- Protection for time-switch push-buttons
- 2 mm ZP steel
- Powder-coated paint finish in Ivory RAL 1015
- Flexible, 18/10 stainless (304L) translucent mesh
- Theft-resistant screws: 4 special 18/10 stainless screws
- Metal expanding plugs supplied *
- RAL 1015 ○



Vandal-resistant tool (bit) to be ordered separately
code : 9800 0002

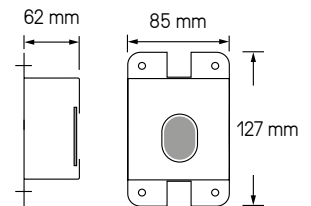
(*) Not suitable for hollow partition walls

i direct 981

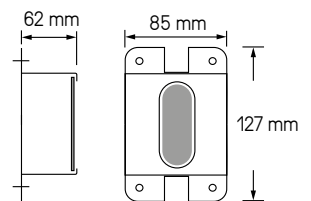
9801 0006	For surface-mount PLEXO™ push-button 697.20 / 697.22 / 697.23
9801 0007	For surface-mount PLEXO™ 2-way switch 697.10 / 697.11 / 697.12 / 697.13
9801 0010	For 2-way switch

Other models of switches or push-buttons:
please enquire.
All products and names mentioned are trademarks of
their respective owners.

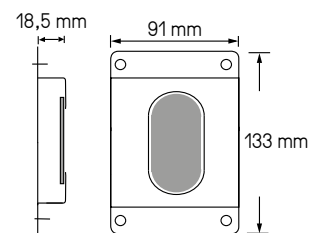
**Code :
9801 0006**



**Code :
9801 0007**



**Code :
9801 0010**




Technical Luminaires



Linear Luminaires




SYSTEO



FILE



TITAN



URBALINE



ALEANE



SYSTEMO UNIT

Multi-application architectural
luminaire modular and upgradable.



BVCert. 6037554



SYSTEO is a new modular and upgradable architectural LED lighting concept for public places subject to vandalism.

The range's most distinctive feature is its elegant design with numerous possible combinations, a wide range of various light outputs and lengths, and a choice of optional modules.

A TRULY INNOVATIVE PRODUCT

- The independent lighting module, which is made of IK10/20J rated polycarbonate, can be incorporated into various high impact-resistance covers with ratings of up to IK11+ / 80J, for suspended, wall & ceiling mounted, built-in, angled, continuous line configurations, etc.: the ideal solution for your design projects!
- This is a system designed with environmental considerations foremost in mind, being recyclable and repairable; accordingly, each element can be dismantled and repaired for optimal environmental performance. The system can also be upgraded based on future requirements.
- High-performance versions also include a wide range of optics to focus the light in accordance with the requirements of the applications sought.

FEATURES

- Intelligent detection and communication functionality for optimised, remote maintenance.
- IK10 / 20J to IK11+ / 80J impact resistance rating.
- L80B10 rated durability / i.e. more than 72,000 hours, with a 5 year guarantee.
- Designed and built in France, and certified "Origine France Garantie".

MODULAR AND UPGRADABLE LIGHTING CONCEPT

COMPOSE YOUR SYSTEO CONTINUOUS LIGHTING LINE

Systeo can be used to create elegant, continuous linear lighting features. The many possible combinations ensure suitable lighting for any application and requirement, be it for long tunnels or lit paths, including covered walkways.

This innovative system provides for continuous, linear lighting without any breaks in the light intensity.

The ingeniously designed lighting modules can be strung together to create linear lighting features that can be very long and feature appropriate light intensity for comfortable, diffuse lighting.

Systeo: one system for all your optimal lighting needs.

To enable us to assess your specific requirements, please contact our engineering design and technical support units which will help you to work out the parameters of your project and to design your lighting solution.

DESIGN YOUR SYSTEO TRUNKING

Systeo trunking involves combining several high impact resistance profiles incorporating lighting units. The Systeo trunking lighting solution is a high-efficiency system that is suited for complex environments.

Whatever the application you have in mind, Systeo can be used to design multiple configurations combining lighting modules with non-lighting interstitial functional modules.

A bespoke solution for integrated professional lighting adapted to the specific aspects of each site.

To enable us to assess your specific requirements, please contact our engineering design and technical support units which will help you to define the parameters of your project and to design your lighting solution.





FEATURES:

- IP65 rated waterproof luminaire with IK10/20J impact resistance
- Bi-injection molded body, 3 mm thick, made of white, UV-resistant polycarbonate, with Opalescent or clear diffuser fitted with louvres or specific optics
- White injection-molded polycarbonate end caps
- Can be wall-mounted or ceiling-mounted with sturdy, pull-resistant mount that adapts to surface defects of up to 3 mm
- Can be suspension mounted using a mounting kit made from shiny, nickel-plated brass, with 3m stainless steel finger line supplied as standard

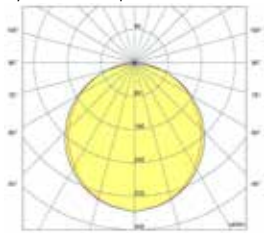
OPTIONS AVAILABLE ON REQUEST:

- Motion detector adjustable via radio-control
- High UV resistance or anti-graffiti coating
- Through wiring


Fixing mounts are available to order separately:

- Wall or ceiling mount: 9854 0001
- Suspension kit: 9854 0002

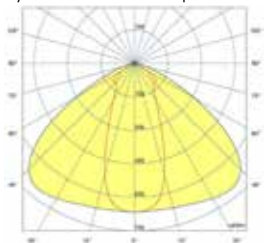
Systeo UNIT Opalescent



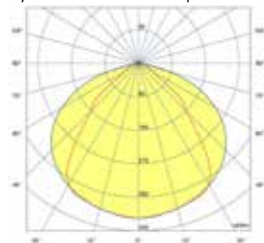
Systeo UNIT Clear + optic 40°



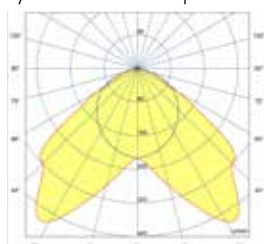
Systeo UNIT Clear + optic 60°



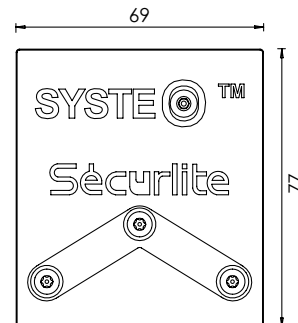
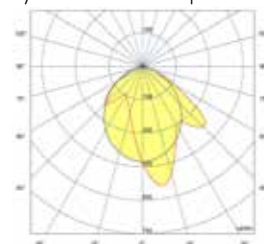
Systeo UNIT Clear + optic 90°



Systeo UNIT Clear + optic batwing



Systeo UNIT Clear + optic wallwasher



Length L (mm)	Power (W)	Luminaire light output (lm)	Luminaire efficacy (lm / W)	Opalescent
891	9	850	97	5408 04--
891	14	1400	100	5402 04--
891	26	2700	104	5403 04--
1171	19	1950	103	5404 04--
1171	37	3800	103	5405 04--

Lumen maintenance: L80B10 / over 72,000 h
L90B50 / 50,000 h

Coding colour temperature 3000 K : example 4000K : 5402 04--
replace 4 with 3 3000K : 5402 03--

Coding: replace the two dashes (--) by the corresponding figures:
example 5402 04--

- 00 NO DETECTION
- 04 SLAVE VERSION + EXTINCTION WARNING
- 05 SLAVE VERSION + STANDBY WARNING
- 16 WITH PRO DETECTION + RADIO-CONTROL
- 21 DALI DIMMABLE + SWITCH DIMMING
- 44 WITH PRO DETECTION + RADIO-CONTROL + EXTINCTION WARNING
- 45 WITH PRO DETECTION + RADIO-CONTROL + STANDBY WARNING

Vandal-proof tool available to order separately.
Inset code M4: 9800 0036

Radio remote control to be ordered separately
code : 9800 0010

Available for ceiling-mounting or suspension versions only

Length L (mm)	Power (W)	Luminaire light output (lm) 4000 K*	Luminaire efficacy (lm / W)	Clear
891	11	1400	127	5436 04--
891	16	2000	125	5437 04--
1171	16	2100	131	5438 04--
1171	26	3300	127	5439 04--

Lumen maintenance: L80B10 / over 72,000 h
L90B50 / 50,000 h

Coding colour temperature 3000 K : example 4000K : 5436 04--
replace 4 with 3 3000K : 5436 03--

* For precise figures, please refer to the technical data sheet.
UGR rating to be confirmed by a lighting study.

Coding: replace the two dashes (--) by the corresponding figures:
example 5436 04--

- 00 NO DETECTION
- 04 SLAVE VERSION + EXTINCTION WARNING
- 05 SLAVE VERSION + STANDBY WARNING
- 16 WITH PRO DETECTION + RADIO-CONTROL
- 21 DALI DIMMABLE + SWITCH DIMMING
- 44 WITH PRO DETECTION + RADIO-CONTROL + EXTINCTION WARNING
- 45 WITH PRO DETECTION + RADIO-CONTROL + STANDBY WARNING

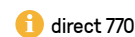
Vandal-proof tool available to order separately.
Inset code M4: 9800 0036

Radio remote control to be ordered separately
code : 9800 0010

SYSTEO UNIT – Clear, optics

Available for ceiling-mounting or suspension versions only

220-240 V AC / 50 / 60 Hz




Length L (mm)	Power (W)	Luminaire light output (lm) 4000 K*	Clear 40° optics	Clear 60° optics	Clear 90° optics	Clear batwing optics	Clear optique wallwasher
891	9	1050	5414 04--	5419 04--	5424 04--	5429 04--	5434 04--
891	14	1750	5411 04--	5416 04--	5421 04--	5426 04--	5431 04--
1171	19	2450	5412 04--	5417 04--	5422 04--	5427 04--	5432 04--


Lumen maintenance: L80B10 / over 72,000 h
L90B50 / 50,000 h

* For precise figures, please refer to the technical data sheet.
UGR rating to be confirmed by a lighting study.

Coding colour temperature 3000 K :
replace 4 with 3

example 4000K : 5431 04--
3000K : 5431 03--

 Vandal-proof tool available to order separately.
Inset code M4: 9800 0036

 Radio remote control to be ordered separately
code : 9800 0010

Coding: replace the two dashes (--) by
the corresponding figures:

example 5431 04--


- 00 NO DETECTION
- 04 SLAVE VERSION + EXTINCTION WARNING
- 05 SLAVE VERSION + STANDBY WARNING
- 16 WITH PRO DETECTION + RADIO-CONTROL
- 21 DALI DIMMABLE + SWITCH DIMMING
- 44 WITH PRO DETECTION + RADIO-CONTROL + EXTINCTION WARNING
- 45 WITH PRO DETECTION + RADIO-CONTROL + STANDBY WARNING



SYSTEO S




BVCert. 6037554





FEATURES:

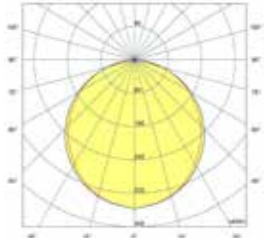
- IP65 rated waterproof luminaire with high impact resistance IK11+/80 J rated curved aluminium profile
- Opalescent or clear diffuser with louvres or with optics
- Can be suspension mounted using a mounting kit made from shiny, nickel-plated brass, with 3m stainless steel finger line supplied as standard
- Not apparent quick power connection
- Fine texture RAL 7016 anthracite grey  finish

OPTIONS AVAILABLE ON REQUEST:

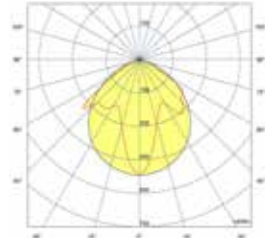
- Motion detector adjustable via radio-control
- High UV resistance or anti-graffiti coating
- Through wiring
- Side cable entry

Optional mounting support available to order separately:
- Suspension kit: 9854 0002

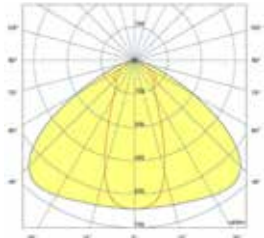
Systeo S Opalescent



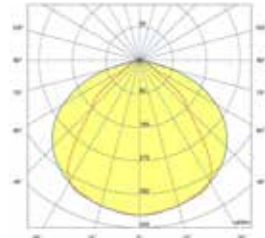
Systeo S Clear + optic 40°




Systeo S Clear + optique 60°



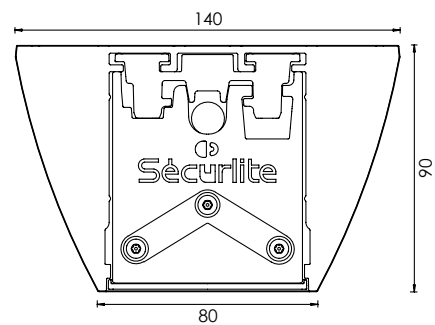

Systeo S Clear + optic 90°



Systeo S Clear + batwing optic



Systeo S Clear + wallwasher optic



Length L (mm)	Power (W)	Luminaire light output (lm)	Luminaire efficacy (lm / W)	Opalescent surface mounted
1066	9	850	97	5608 14--
1066	14	1400	100	5602 14--
1066	26	2700	104	5603 14--
1346	19	1950	103	5604 14--
1346	37	3800	103	5605 14--

Lumen maintenance: L80B10 / over 72,000 h
L90B50 / 50,000 h

Coding colour temperature 3000 K : example 4000K : 5602 04--
replace 4 with 3 3000K : 5602 03--

Coding: replace the two dashes (--) by the corresponding figures:
example 5602 04--

Vandal-proof tool available to order separately.
Inset code M4: 9800 0036 + Inset code M5: 9800 0012

Radio remote control to be ordered separately
code : 9800 0010

- 00 NO DETECTION
- 04 SLAVE VERSION + EXTINCTION WARNING
- 05 SLAVE VERSION + STANDBY WARNING
- 16 WITH PRO DETECTION + RADIO-CONTROL
- 21 DALI DIMMABLE + SWITCH DIMMING
- 44 WITH PRO DETECTION + RADIO-CONTROL + EXTINCTION WARNING
- 45 WITH PRO DETECTION + RADIO-CONTROL + STANDBY WARNING

SYSTEO S – Clear, with louvres

For ceiling-mounting versions only

Length L (mm)	Power (W)	Luminaire light output (lm) 4000 K*	Luminaire efficacy (lm / W)	Clear surface mounted
1066	11	1400	127	5636 14--
1066	16	2000	125	5637 14--
1346	16	2100	131	5638 14--
1346	26	3300	127	5639 14--

Lumen maintenance: L80B10 / over 72,000 h
L90B50 / 50,000 h

Coding colour temperature 3000 K : example 4000K : 5636 14--
replace 4 with 3 3000K : 5636 13--

* Valeurs précises : se reporter à la fiche technique
UGR à valider par étude d'écClearage.

Coding: replace the two dashes (--) by the corresponding figures:
example 5636 14--

Vandal-proof tool available to order separately.
Inset code M4: 9800 0036 + Inset code M5: 9800 0012

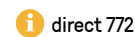
Radio remote control to be ordered separately
code : 9800 0010

- 00 NO DETECTION
- 04 SLAVE VERSION + EXTINCTION WARNING
- 05 SLAVE VERSION + STANDBY WARNING
- 16 WITH PRO DETECTION + RADIO-CONTROL
- 21 DALI DIMMABLE + SWITCH DIMMING
- 44 WITH PRO DETECTION + RADIO-CONTROL + EXTINCTION WARNING
- 45 WITH PRO DETECTION + RADIO-CONTROL + STANDBY WARNING

SYSTEO S – Clear, with optics

For ceiling mounting versions only

220-240 V AC / 50 / 60 Hz





Length L (mm)	Power (W)	Luminaire light output (lm) 4000 K*	Clear 40° optics	Clear 60° optics	Clear 90° optics	Clear batwing optics	Clear wallwasher optics
1066	9	1050	5614 14--	5619 14--	5624 14--	5629 14--	5634 14--
1066	14	1750	5611 14--	5616 14--	5621 14--	5626 14--	5631 14--
1346	19	2450	5612 14--	5617 14--	5622 14--	5627 14--	5632 14--

Lumen maintenance: L80B10 / over 72,000 h
L90B50 / 50,000 h

* For precise figures, please refer to the technical data sheet.
UGR rating to be confirmed by a lighting study.


Coding colour temperature 3000 K : example 4000K : 5614 14--
replace 4 with 3 3000K : 5614 13--

 Vandal-proof tool available to order separately.
Inset code M4: 9800 0036 + Inset code M5: 9800 0012

 Radio remote control to be ordered separately
code : 9800 0010

Coding: replace the two dashes (--) by the corresponding figures:
example 5614 14--

- 00 NO DETECTION
- 04 SLAVE VERSION + EXTINCTION WARNING
- 05 SLAVE VERSION + STANDBY WARNING
- 16 WITH PRO DETECTION + RADIO-CONTROL
- 21 DALI DIMMABLE + SWITCH DIMMING
- 44 WITH PRO DETECTION + RADIO-CONTROL + EXTINCTION WARNING
- 45 WITH PRO DETECTION + RADIO-CONTROL + STANDBY WARNING



SYSTEO SLIM

Extra-flat,
vandal-resistant
architectural luminaire.



BVCert. 6037554





FEATURES:

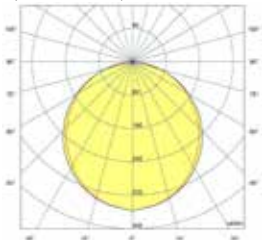
- IP65 rated waterproof luminaire with high impact-resistance IK11*/80 J rated stright aluminium profile.
- Opalescent or clear diffuser with louvres or with optics
- Can be suspension mounted using a mounting kit made from shiny, nickel-plated brass, with 3m stainless steel finger line supplied as standard
- Not apparent quick power connection
- Fine texture RAL 7016 anthracite grey ● finish

OPTIONS AVAILABLE ON REQUEST:

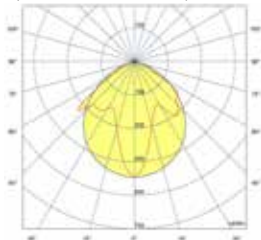
- Motion detector adjustable via radio-control
- High UV resistance or anti-graffiti coating
- Through wiring
- Side cable entry

Optional mounting support available to order separately:
- Suspension kit: 9854 0002


Systeo SLIM Opalescent



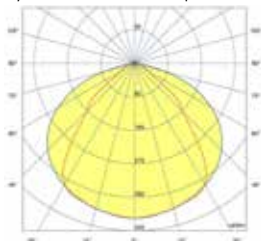
Systeo SLIM Clear + optics 40°



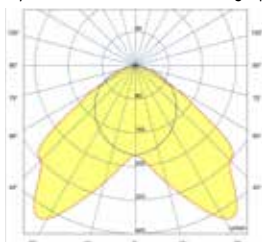
Systeo SLIM Clear + optics 60°



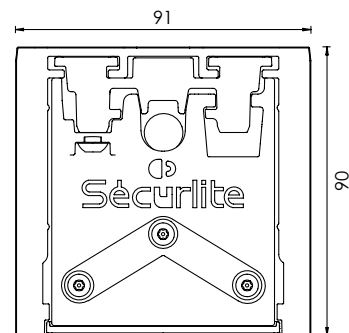
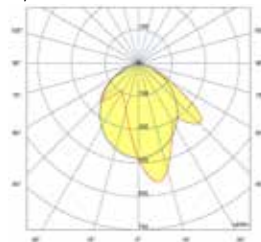
Systeo SLIM Clear + optics 90°



Systeo SLIM Clear + batwing optics



Systeo SLIM Clear + wallwasher optics



Length L (mm)	Power (W)	Luminaire light output (lm)	Luminaire efficacy (lm / W)	Opalescent
1017	9	850	97	5708 14--
1017	14	1400	100	5702 14--
1017	26	2700	104	5703 14--
1297	19	1950	103	5704 14--
1297	37	3800	103	5705 14--

Lumen maintenance: L80B10 / over 72,000 h
L90B50 / 50,000 h

Coding colour temperature 3000 K : example 4000K : 5702 14--
replace 4 with 3 3000K : 5702 13--

Coding: replace the two dashes (--) by the corresponding figures:
example 5702 14--

Vandal-proof tool available to order separately.
Inset code M4: 9800 0036 + Inset code M5: 9800 0012

Radio remote control to be ordered separately
code : 9800 0010

- 00 NO DETECTION
- 04 SLAVE VERSION + EXTINCTION WARNING
- 05 SLAVE VERSION + STANDBY WARNING
- 16 WITH PRO DETECTION + RADIO-CONTROL
- 21 DALI DIMMABLE + SWITCH DIMMING
- 44 WITH PRO DETECTION + RADIO-CONTROL + EXTINCTION WARNING
- 45 WITH PRO DETECTION + RADIO-CONTROL + STANDBY WARNING

For ceiling mounting or suspension versions only

Length L (mm)	Power (W)	Luminaire light output (lm) 4000 K*	Luminaire efficacy (lm / W)	Clear
1017	11	1400	127	5736 14--
1017	16	2000	125	5737 14--
1297	16	2100	131	5738 14--
1297	26	3300	127	5739 14--

Lumen maintenance: L80B10 / over 72,000 h
L90B50 / 50,000 h

Coding colour temperature 3000 K : example 4000K : 5736 14--
replace 4 with 3 3000K : 5736 13--

* For precise figures, please refer to the technical data sheet
UGR rating to be confirmed by a lighting study.

Vandal-proof tool available to order separately.
Inset code M4: 9800 0036 + Inset code M5: 9800 0012

Radio remote control to be ordered separately
code : 9800 0010

Coding: replace the two dashes (--) by the corresponding figures:
example 5736 14--

- 00 NO DETECTION
- 04 SLAVE VERSION + EXTINCTION WARNING
- 05 SLAVE VERSION + STANDBY WARNING
- 16 WITH PRO DETECTION + RADIO-CONTROL
- 21 DALI DIMMABLE + SWITCH DIMMING
- 44 WITH PRO DETECTION + RADIO-CONTROL + EXTINCTION WARNING
- 45 WITH PRO DETECTION + RADIO-CONTROL + STANDBY WARNING

SYSTEO SLIM – Clear, with optics

For ceiling mounting or suspension versions only

220-240 V AC / 50 / 60 Hz



direct 774


Length L (mm)	Power (W)	Luminaire light output (lm) 4000 K*	Clear 40° optics	Clear 60° optics	Clear 90° optics	Clear batwing optics	Clear wallwasher optics
1017	9	1050	5714 14--	5719 14--	5724 14--	5729 14--	5734 14--
1017	14	1750	5711 14--	5716 14--	5721 14--	5726 14--	5731 14--
1297	19	2450	5712 14--	5717 14--	5722 14--	5727 14--	5732 14--


Lumen maintenance: L80B10 / over 72,000 h
L90B50 / 50,000 h

* For precise figures, please refer to the technical data sheet
UGR rating to be confirmed by a lighting study.

Coding colour temperature 3000 K :
replace 4 with 3


example 4000K : 5731 14--
3000K : 5731 13--

 Vandal-proof tool available to order separately.
Inset code M4: 9800 0036 + Inset code M5: 9800 0012

 Radio remote control to be ordered separately
code : 9800 0010

Coding: replace the two dashes (--) by
the corresponding figures:
example 5731 14--


- 00 NO DETECTION
- 04 SLAVE VERSION + EXTINCTION WARNING
- 05 SLAVE VERSION + STANDBY WARNING
- 16 WITH PRO DETECTION + RADIO-CONTROL
- 21 DALI DIMMABLE + SWITCH DIMMING
- 44 WITH PRO DETECTION + RADIO-CONTROL + EXTINCTION WARNING
- 45 WITH PRO DETECTION + RADIO-CONTROL + STANDBY WARNING



SYSTEME A45

ORIGINE
FRANCE[®]
GARANTIE

BVCert. 6037554





FEATURES:

- IP65 rated waterproof luminaire with high impact resistance IK11+/80 J rated curved aluminium profile.
- Opalescent or clear diffuser with optics
- For mounting at an angle with a pull-resistant mount
- Not apparent quick power connection
- Fine texture RAL 7016 anthracite grey ● finish

OPTIONS AVAILABLE ON REQUEST:

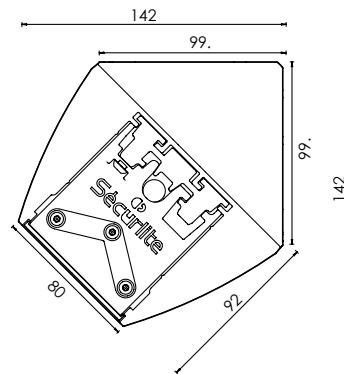
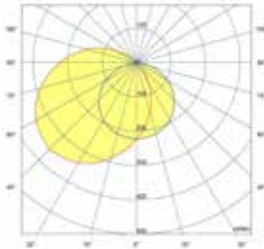
- Motion detector adjustable via radio-control
- High UV resistance or anti-graffiti coating
- Through wiring
- Concealment panels for surface mounting
- Side cable entry

Concealment panels for surface mounting available to order separately:

- L(mm) 1066: code 9855 1002

- L(mm) 1346: code 9855 1003

Systemo A45 Opalescent



Length L (mm)	Power (W)	Luminaire light output (lm) 4000 K	Luminaire efficacy (lm / W)	Opalescent surface mounted
1066	9	850	97	5508 14--
1066	14	1400	100	5502 14--
1066	26	2700	104	5503 14--
1346	19	1950	103	5504 14--
1346	37	3800	103	5505 14--

Lumen maintenance: L80B10 / over 72,000 h
L90B50 / 50,000 h

Coding colour temperature 3000 K : example 4000K : 5502 14--
replace 4 with 3 3000K : 5502 13--

Vandal-proof tool available to order separately.
Inset code M4: 9800 0036 + Inset code M5: 9800 0012

Radio remote control to be ordered separately
code : 9800 0010

Coding: replace the two dashes (--) by
the corresponding figures:
example 5502 14--

- 00 NO DETECTION
- 04 SLAVE VERSION + EXTINCTION WARNING
- 05 SLAVE VERSION + STANDBY WARNING
- 16 WITH PRO DETECTION + RADIO-CONTROL
- 21 DALI DIMMABLE + SWITCH DIMMING
- 44 WITH PRO DETECTION + RADIO-CONTROL + EXTINCTION
WARNING
- 45 WITH PRO DETECTION + RADIO-CONTROL + STANDBY
WARNING

DETAILS






SYSTEO E



BVCert. 6037554





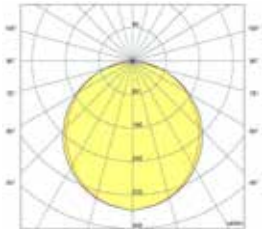
FEATURES:

- IP65 rated waterproof luminaire with high impact resistance IK11+/80 J rated with aluminium profile for recessed mounting
- Opalescent or clear diffuser with louvres or with optics
- For mounting as recessed wall luminaire or ceiling mounting
- Not apparent quick power connection
- Fine texture RAL 7016 anthracite grey ● finish

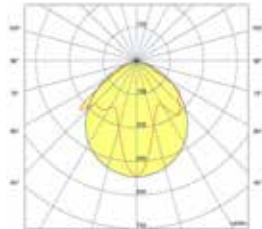
OPTIONS AVAILABLE ON REQUEST:

- Motion detector adjustable via radio-control
- High UV resistance or anti-graffiti coating
- Through wiring
- Side cable entry

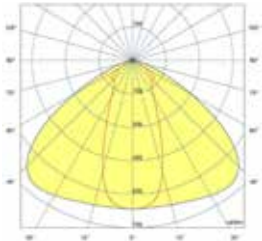
Systeo E Opalescent



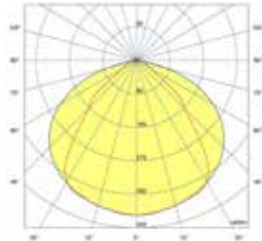
Systeo E Clear + optic 40°



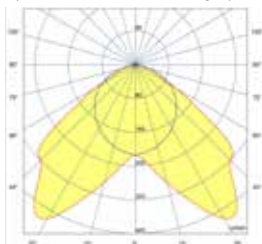
Systeo E Clear + optique 60°



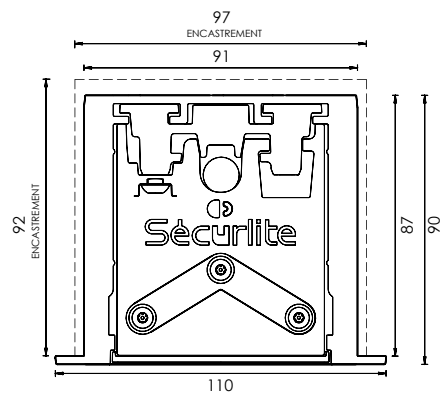
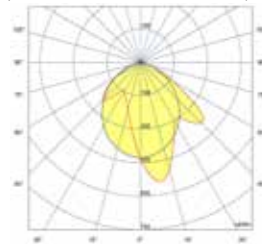
Systeo E Clear + optic 90°



Systeo E Clear + batwing optic



Systeo E Clear + wallwasher optic



Length L (mm)	Power (W)	Luminaire light output (lm) 4000 K	Luminaire efficacy (lm / W)	Opalescent
1036	9	850	97	5808 14--
1036	14	1400	100	5802 14--
1036	26	2700	104	5803 14--
1316	19	1950	103	5804 14--
1316	37	3800	103	5805 14--

Lumen maintenance: L80B10 / over 72,000 h
L90B50 / 50,000 h

Coding colour temperature 3000 K : example 4000K : 5802 14--
replace 4 with 3 3000K : 5802 13--

Coding: replace the two dashes (--) by the corresponding figures:
example 5802 14--

Vandal-proof tool available to order separately.
Inset code M4: 9800 0036 + Inset code M5: 9800 0012

Radio remote control to be ordered separately
code : 9800 0010

- 00 NO DETECTION
- 04 SLAVE VERSION + EXTINCTION WARNING
- 05 SLAVE VERSION + STANDBY WARNING
- 16 WITH PRO DETECTION + RADIO-CONTROL
- 21 DALI DIMMABLE + SWITCH DIMMING
- 44 WITH PRO DETECTION + RADIO-CONTROL + EXTINCTION WARNING
- 45 WITH PRO DETECTION + RADIO-CONTROL + STANDBY WARNING

For ceiling mounting versions only

Length L (mm)	Power (W)	Luminaire light output (lm) 4000 K*	Luminaire efficacy (lm / W)	Clear
1036	11	1400	127	5836 14--
1036	16	2000	125	5837 14--
1316	16	2100	131	5838 14--
1316	26	3300	127	5839 14--

Lumen maintenance: L80B10 / over 72,000 h
L90B50 / 50,000 h

Coding colour temperature 3000 K : example 4000K : 5836 14--
replace 4 with 3 3000K : 5836 13--

*For precise figures, please refer to the technical data sheet.
UGR rating to be confirmed by a lighting study

Coding: replace the two dashes (--) by the corresponding figures:
example 5836 14--

Vandal-proof tool available to order separately.
Inset code M4: 9800 0036 + Inset code M5: 9800 0012

Radio remote control to be ordered separately
code : 9800 0010

- 00 NO DETECTION
- 04 SLAVE VERSION + EXTINCTION WARNING
- 05 SLAVE VERSION + STANDBY WARNING
- 16 WITH PRO DETECTION + RADIO-CONTROL
- 21 DALI DIMMABLE + SWITCH DIMMING
- 44 WITH PRO DETECTION + RADIO-CONTROL + EXTINCTION WARNING
- 45 WITH PRO DETECTION + RADIO-CONTROL + STANDBY WARNING

SYSTEO E – Clear, with optics

For ceiling mounting versions only

220-240 V AC / 50 / 60 Hz



direct 776


Length L (mm)	Power (W)	Luminaire light output (lm) 4000 K*	Clear 40° optics	Clear 60° optics	Clear 90° optics	Clear batwing optics	Clear wallwasher optics
1036	9	1050	5814 14--	5819 14--	5824 14--	5829 14--	5834 14--
1036	14	1750	5811 14--	5816 14--	5821 14--	5826 14--	5831 14--
1316	19	2450	5812 14--	5817 14--	5822 14--	5827 14--	5832 14--

Lumen maintenance: L80B10 / over 72,000 h
L90B50 / 50,000 h

* For precise figures, please refer to the technical data sheet.
UGR rating to be confirmed by a lighting study

Coding colour temperature 3000 K :
replace 4 with 3

example 4000K : 5831 14--
3000K : 5831 13--

 Vandal-proof tool available to order separately.
Inset code M4: 9800 0036 + Inset code M5: 9800 0012

Coding: replace the two dashes (--) by the corresponding figures:
example 5831 14--

- 00 NO DETECTION
- 04 SLAVE VERSION + EXTINCTION WARNING
- 05 SLAVE VERSION + STANDBY WARNING
- 16 WITH PRO DETECTION + RADIO-CONTROL
- 21 DALI DIMMABLE + SWITCH DIMMING
- 44 WITH PRO DETECTION + RADIO-CONTROL + EXTINCTION WARNING
- 45 WITH PRO DETECTION + RADIO-CONTROL + STANDBY WARNING



FILA & OPTICS FILA

A sleek architectural luminaire,
designed for lighting public spaces
and enhancing buildings.



BVCert. 6037554



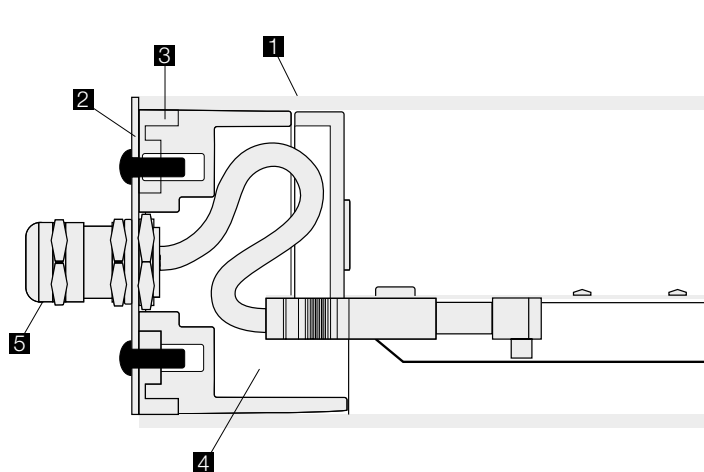
The Fila is a sleek architectural luminaire, designed for lighting public spaces and enhancing buildings.

Very sturdy thanks to its IK11+ / 80 joules diffuser, very elegant thanks to its polished stainless steel end caps and white polycarbonate internal trim. The Fila is a luminaire designed for the new LED sources.



CLEAN LINES

- 1** Clear or Opalescent polycarbonate diffuser up to 4 mm thick
- 2** Polished stainless steel end caps for greater strength
- 3** Moulded silicone seal to IP67
- 4** Decorative polyamide trim to hide internal connections
- 5** M20 nickel-plated brass cable gland







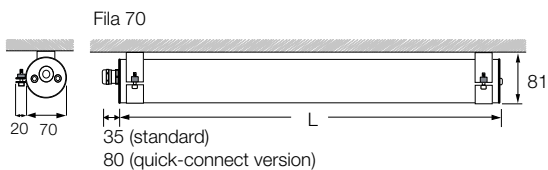
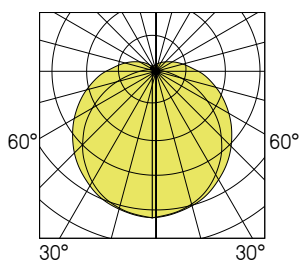
FEATURES:

- Sealed vandal-resistant tubular light fitting
- Two diameters: 70 mm and 100 mm
- Clear or Opalescent diffuser
- Polycarbonate body, thickness 4 mm (70 \varnothing) or 3 mm (100 \varnothing)
- CCT 4000 K, CRI min. 80
- Decorative internal polyamide trims
- Polished 304L stainless steel end caps
- Closure by 2 stainless steel CHC screws at each end
- Plug-in terminal block
- ISO M20 nickel-plated brass IP67 cable gland at one end

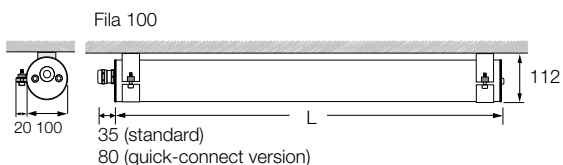
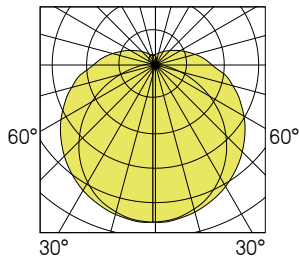
OPTIONS AVAILABLE ON REQUEST:

- 40°, 60°, 90° LED optics, batwing and wallwasher
- Version with louvres
- Class II
- 316L stainless steel version for corrosive environment
- 3000 K LEDs
- Version with emergency pack (Fila 100)

Fila 70 - code : 7540 7400



Fila 100 - code : 7640 7400



Length L (mm)	Length avec detection L (mm)	Power (W)	Luminaire light output (lm)	Luminaire efficacy (lm / W)	Opalescent
690	855	19	2170	114	7540 74--
970	1135	26	3110	120	7541 74--
1250	1415	36	4340	121	7542 74--
1530	1695	41	4990	122	7543 74--

Lumen maintenance: L80B10 / over 72,000 h
L90B50 / 52,000 h

Coding colour temperature 3000 K : example 4000K : 7540 74--
replace 4 with 3 3000K : 7540 73--

Coding: replace the two dashes (--) by the corresponding figures:
example 7540 74--

- 00 NO DETECTION
- 21 DALI DIMMABLE + SWITCH DIMMING
- 12 WITH DETECTION PRO
- 14 WITH DETECTION PRO + EXTINCTION WARNING
- 15 WITH PRO DETECTION + STANDBY WARNING
- 16 WITH PRO DETECTION + RADIO-CONTROL
- 04 SLAVE VERSION + EXTINCTION WARNING
- 05 SLAVE VERSION + STANDBY WARNING
- 44 WITH PRO DETECTION + RADIO-CONTROL + EXTINCTION WARNING
- 45 WITH PRO DETECTION + RADIO-CONTROL + STANDBY WARNING

Radio remote control to be ordered separately
code : 9800 0010

Fila accessories must be ordered separately (see page 162).

Length L (mm)	Length with detection L (mm)	Power (W)	Luminaire light output (lm)	Luminaire efficacy (lm / W)	Opalescent
690	855	21	2540	121	7640 74--
970	1135	31	3810	123	7641 74--
1250	1415	42	5080	121	7642 74--
1530	1695	51	6208	122	7643 74--

Lumen maintenance: L80B10 / over 72,000 h
L90B50 / 52,000 h

Coding colour temperature 3000 K : example 4000K : 7640 74--
replace 4 with 3 3000K : 7640 73--

Coding: replace the two dashes (--) by the corresponding figures:
example 7640 74--

- 00 NO DETECTION
- 21 DALI DIMMABLE + SWITCH DIMMING
- 12 WITH DETECTION PRO
- 14 WITH DETECTION PRO + EXTINCTION WARNING
- 15 WITH PRO DETECTION + STANDBY WARNING
- 16 WITH PRO DETECTION + RADIO-CONTROL
- 04 SLAVE VERSION + EXTINCTION WARNING
- 05 SLAVE VERSION + STANDBY WARNING
- 44 WITH PRO DETECTION + RADIO-CONTROL + EXTINCTION WARNING
- 45 WITH PRO DETECTION + RADIO-CONTROL + STANDBY WARNING

Radio remote control to be ordered separately
code : 9800 0010

Fila accessories must be ordered separately (see page 162).



FILA² LED FILA² optics

A new high-efficacy version of the FILA luminaire, resulting from our policy of eco-design and continuous performance improvement.



BVCert. 6037554



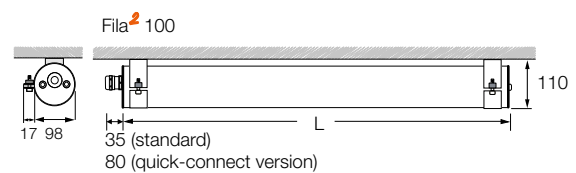
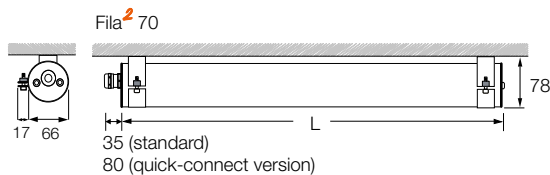


FEATURES:

- Sealed vandal-resistant striplight
- Two diameters: 66 mm and 98 mm
- Opalescent or clear diffuser for optics and louvres
- Polycarbonate body, 2 mm thick
- CCT 4000 K, CRI min. 80
- Decorative internal polyamide trims
- Polished 304L stainless steel end caps
- Closure by 2 stainless steel CHC screws at each end
- Automatic terminal block for on/off and DALI dimmable versions, plug-in terminal block for other versions
- ISO M20 nickel-plated brass IP67 cable gland at one end
- With or without sensor

OPTIONS AVAILABLE ON REQUEST:

- Class II
- 316L stainless steel version for corrosive environment
- 3000 K LEDs
- Version with emergency pack (Fila² 100)



Fila² LED with optics



LED 60° optics



LED 90° optics

FILA² 70 Opalescent - COMFORT VERSION

220-240 V AC / 50 / 60 Hz



direct 730

Reduced light output, visual comfort, for more diffused, more even lighting, at just the right level.

Length L (mm)	Length with detection L (mm)	Power (W)	Luminaire light output (lm)	Luminaire efficacy (lm/W)	304L stainless code
690	855	9	1100	117	7308 74_ _
970	1135	15	1850	123	7310 74_ _
1250	1415	16	2200	138	7312 74_ _
1530	1695	21	2950	140	7315 74_ _

Lumen maintenance: L80B10 / over 72,000 h
L90B50 / 52,000 h

FILA² 70 Opalescent - HIGH-EFFICIENCY VERSION

220-240 V AC / 50 / 60 Hz



direct 730

Just the right light output to meet standards illuminance requirements, while reducing consumption.

Length L (mm)	Length with detection L (mm)	Power (W)	Luminaire light output (lm)	Luminaire efficacy (lm/W)	304L stainless code
690	855	14	1800	129	7309 74_ _
970	1135	21	2850	136	7311 74_ _
1250	1415	29	3900	134	7313 74_ _
1250	1415	32	4300	134	7314 74_ _
1530	1695	38	5300	140	7316 74_ _

Lumen maintenance: L80B10 / over 72,000 h
L90B50 / 52,000 h

FILA² 70 Opalescent - HIGH-PERFORMANCE VERSION

220-240 V AC / 50 / 60 Hz



direct 730

Maximised luminous flux.

Length L (mm)	Length with detection L (mm)	Power (W)	Luminaire light output (lm)	Luminaire efficacy (lm/W)	Opalescent
690	855	19	2440	128	7300 74_ _
970	1135	26	3490	134	7301 74_ _
1250	1415	36	4880	136	7302 74_ _
1530	1695	41	5610	137	7303 74_ _

Lumen maintenance: L80B10 / over 72,000 h
L90B50 / 52,000 h

Coding colour temperature 3000 K : example 4000K : 7300 74--
replace 4 with 3 3000K : 7300 73--

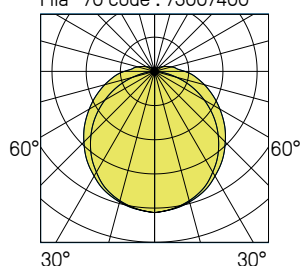
Radio remote control to be ordered separately
code : 9800 0010

304L or 316L stainless fixing mounts to be ordered separately.

Coding: replace the two dashes (--) by the corresponding figures:

- example 7300 74--
- 00 NO DETECTION
 - 21 DALI DIMMABLE + SWITCH DIMMING
 - 12 WITH DETECTION PRO
 - 14 WITH DETECTION PRO + EXTINCTION WARNING
 - 15 WITH PRO DETECTION + STANDBY WARNING
 - 16 WITH PRO DETECTION + RADIO-CONTROL
 - 04 SLAVE VERSION + EXTINCTION WARNING
 - 05 SLAVE VERSION + STANDBY WARNING
 - 44 WITH PRO DETECTION + RADIO-CONTROL + EXTINCTION WARNING
 - 45 WITH PRO DETECTION + RADIO-CONTROL + STANDBY WARNING

Fila² 70 code : 73007400



Length L (mm)	Length with detect. L (mm)	Power (W)	Typical minimum light output (lm) ⁽¹⁾	Clear 40° optics	Clear 60° optics	Clear 90° optics	Clear batwing optics	Clear wallwasher optics
690	855	19	2400	7320 7400	7324 7400	7328 7400	7332 7400	7336 7400
970	1135	26	3500	7321 7400	7325 7400	7329 7400	7333 7400	7337 7400
1250	1415	36	4900	7322 7400	7326 7400	7330 7400	7334 7400	7338 7400
1530	1695	41	5600	7323 7400	7327 7400	7331 7400	7335 7400	7339 7400

Lumen maintenance: L80B10 / over 72,000 h
L90B50 / 52,000 h

Coding colour temperature 3000 K :
replace 4 with 3

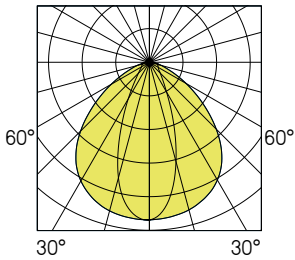
example 4000K : 7320 74--
3000K : 7320 73--

* UGR to be confirmed for each lighting project.

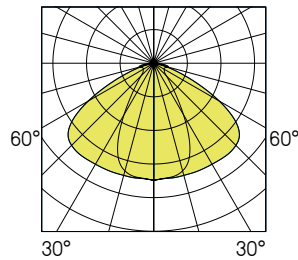
(1) Exact values: please refer to data sheet

Fixing brackets to be ordered separately (see page 162).

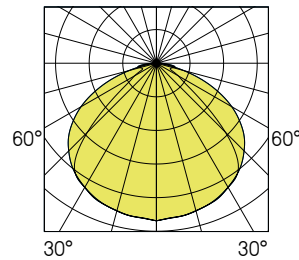
Fila² 70 - 40° optics
code : 73207400



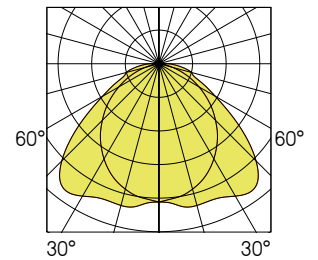
Fila² 70 - 60° optics
code : 73247400



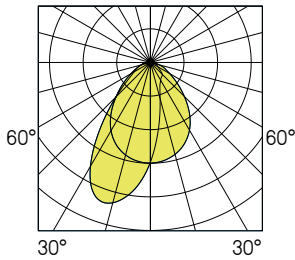
Fila² 70 - 90° optics
code : 73287400



Fila² 70 - batwing optics
code : 73327400



Fila² 70 - wallwasher optics
code : 73367400



Length L (mm)	Length with detection L (mm)	Power (W)	Luminaire light output (lm)	Luminaire efficacy (lm/W)	Clear
690	855	19	2300	121	7340 74--
970	1135	26	3300	127	7341 74--
1250	1415	36	4600	128	7342 74--
1530	1695	41	5290	129	7343 74--

Lumen maintenance: L80B10 / over 72,000 h
L90B50 / 52,000 h


Coding colour temperature 3000 K : example 4000 K : 7340 74--
replace 4 with 3 3000 K : 7340 73--

Coding: replace the two dashes (--) by the corresponding figures:
example 7340 74--

- 00 NO DETECTION
- 21 DALI DIMMABLE + SWITCH DIMMING
- 12 WITH DETECTION PRO
- 14 WITH DETECTION PRO + EXTINCTION WARNING
- 15 WITH PRO DETECTION + STANDBY WARNING
- 16 WITH PRO DETECTION + RADIO-CONTROL
- 04 SLAVE VERSION + EXTINCTION WARNING
- 05 SLAVE VERSION + STANDBY WARNING

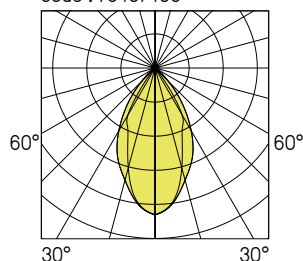
Radio remote control to be ordered separately
code : 9800 0010

304L or 316L stainless fixing mounts to be ordered separately (see page 162).



* UGR to be confirmed for each lighting project.

Fila² 70 with louvres
code : 73407400



Length L (mm)	Length with detection L (mm)	Power (W)	Luminaire light output (lm)	Luminaire efficacy (lm/W)	Opalescent
690	855	19	2440	128	7304 74--
970	1135	26	3490	134	7305 74--
1250	1415	36	4880	136	7306 74--
1530	1695	41	5610	137	7307 74--

Lumen maintenance: L80B10 / over 72,000 h
L90B50 / 52,000 h

Coding colour temperature 3000 K : example 4000K : 7304 74--
replace 4 with 3 3000K : 7304 73--

* High resistance to UV, oils and other hydrocarbons.
Applications: industry, maintenance pits.

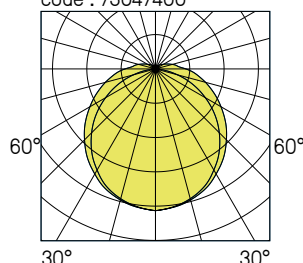
Coding: replace the two dashes (--) by the corresponding figures:
example 7304 74--

- 00 NO DETECTION
- 21 DALI DIMMABLE + SWITCH DIMMING
- 12 WITH DETECTION PRO
- 14 WITH DETECTION PRO + EXTINCTION WARNING
- 15 WITH PRO DETECTION + STANDBY WARNING
- 16 WITH PRO DETECTION + RADIO-CONTROL
- 04 SLAVE VERSION + EXTINCTION WARNING
- 05 SLAVE VERSION + STANDBY WARNING

Radio remote control to be ordered separately
code : 9800 0010

304L or 316L stainless fixing mounts to be ordered separately (see page 162).

Fila² 70 PC / PMMA
code : 73047400



Length L (mm)	Length with detection L (mm)	Power (W)	Luminaire light output (lm)	Luminaire efficacy (lm/W)	Opalescent
690	855	26	3290	127	7400 74--
970	1135	36	4700	131	7401 74--
1250	1415	49	6470	132	7402 74--
1530	1695	63	7920	126	7403 74--

Lumen maintenance: L80B10 / over 72,000 h

Coding colour temperature 3000 K :
 example 4000K : 7400 74--
 replace 4 with 3
 3000K : 7400 73--

Coding: replace the two dashes (--) by the corresponding figures:
 example 7400 74--

- 00 NO DETECTION
- 21 DALI DIMMABLE + SWITCH DIMMING
- 12 WITH DETECTION PRO
- 14 WITH DETECTION PRO + EXTINCTION WARNING
- 15 WITH PRO DETECTION + STANDBY WARNING
- 16 WITH PRO DETECTION + RADIO-CONTROL
- 04 SLAVE VERSION + EXTINCTION WARNING
- 05 SLAVE VERSION + STANDBY WARNING

Radio remote control to be ordered separately
 code : 9800 0010

304L or 316L stainless fixing mounts to be ordered separately (see page 162).

FILA² 100 Clear Optics*

Length L (mm)	Length with detect. L (mm)	Power (W)	Typical minimum light output (lm) ⁽¹⁾	Clear 40° optics	Clear 60° optics	Clear 90° optics	Clear batwing optics	Clear wallwasher optics
690	855	26	3400	7420 7400	7424 7400	7428 7400	7432 7400	7436 7400
970	1135	36	4800	7421 7400	7425 7400	7429 7400	7433 7400	7437 7400
1250	1415	49	6400	7422 7400	7426 7400	7430 7400	7434 7400	7438 7400
1530	1695	63	8300	7423 7400	7427 7400	7431 7400	7435 7400	7439 7400

Lumen maintenance: L80B10 / over 72,000 h

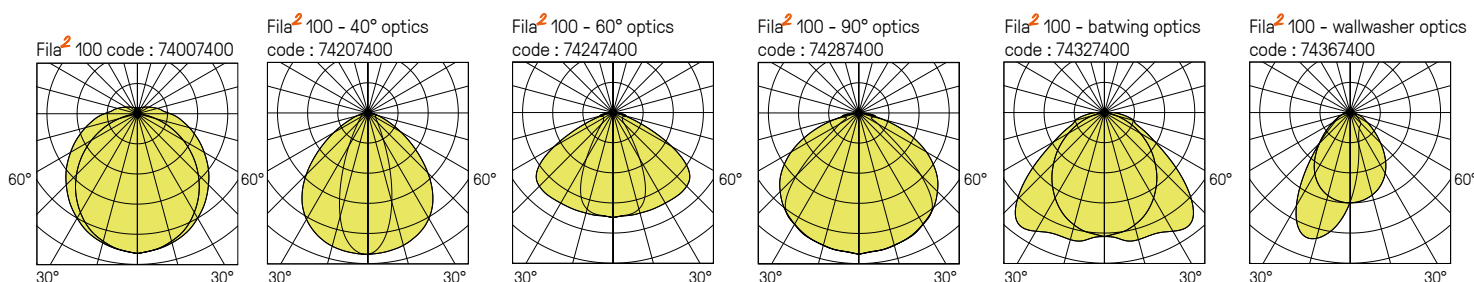
Coding colour temperature 3000 K :
 example 4000K : 7420 74--
 replace 4 with 3
 3000K : 7420 73--

* UGR to be confirmed for each lighting project.

(1) Exact values: please refer to data sheet

Radio remote control to be ordered separately
 code : 9800 0010

304L or 316L stainless fixing mounts to be ordered separately (see page 162).



Additional options FILA

Coding:


add the corresponding suffix to the product code

example : 7540 7400 ----

- 9101 THROUGH WIRING
- 9102 QUICK CONNECT
- 9103 QUICK CONNECT + THROUGH WIRING
- 9701 STAINLESS STEEL TAMPER-RESISTANT SCREWS
FILA (VK42), FILA² (VK22)
- 9801 IN-LINE ASSEMBLY



Quick connect version with male/female Wieland connector (replaces cable gland; external cable not supplied).



Fitting for wall mounting

Fastenings for suspension

Clasp mountings

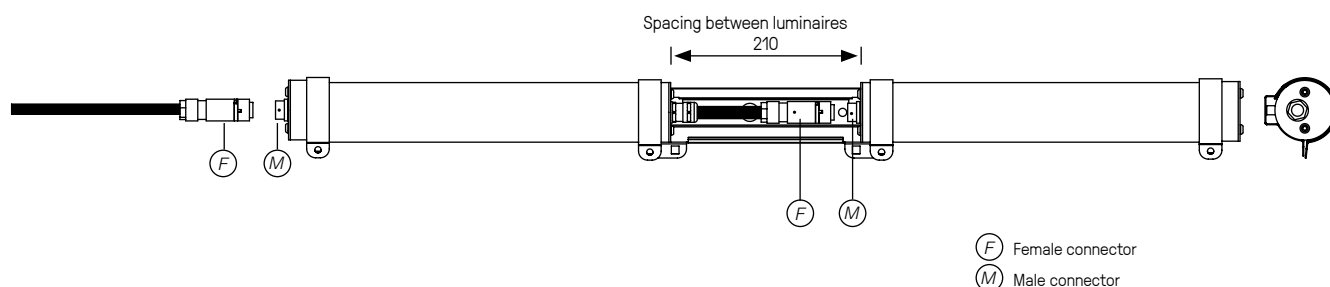
FILA ACCESSORIES

Designation	FILA 70	FILA 100	FILA ² 70 LED	FILA ² 100 LED
Kit of 304L stainless steel fittings for wall mounting, standard screw fixing	9873 7001	9874 7001	9873 7001	9874 7001
Kit of 304L stainless steel fittings for wall mounting, clasp fixing	9875 7002	9876 7002	9873 7002	9874 7002
Kit of 304L stainless steel fittings for suspension, standard screw fixing	9875 7003	9876 7003	9873 7003	9874 7003
Kit of 316L stainless steel fittings for wall mounting, standard screw fixing	9873 8001	9874 8001	9873 8001	9874 8001
Kit of 316L stainless steel fittings for suspension, standard screw fixing	9875 8003	9876 8003	9873 8003	9874 8003

The stainless steel fittings must be ordered separately.

One kit contains two fittings.

Optional stainless steel vandal-resistant screws: add suffix 9701 to the product code: e.g. **9873 7001 9701**



In-line joiner

Designation	FILA ² 70 LED	FILA ² 100 LED
304L polished stainless steel joiner	9873 7004	9874 7004
316L polished stainless steel joiner	9873 8004	9874 8004

The stainless steel joiners must be ordered separately.

For use only in association with additional option code 9801 (in-line fitting): e.g. **7540 7400 9801**

Optional stainless steel vandal-resistant screws: add suffix 9701 to the product code: e.g. **9873 7004 9701**

Vandal-resistant tool (bit) to be ordered separately code: **9800 0007**



FILA² SIGNAGE

Fila² Ø 100 :
A range to suit for
all your parking problems



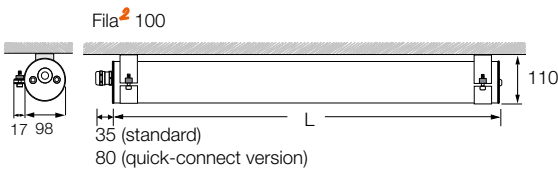
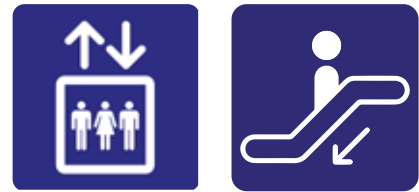
BVCert. 6037554





FEATURES:

- Sealed vandal-resistant striplight
- Diameter 98 mm, three lengths 690 mm, 970 mm and 1250 mm
- Polycarbonate body
- Internal signage film, backlit on one or both sides (360° lighting)
100% text and colour customisation
- Polished 304L stainless steel end caps
- Closure by 2 stainless steel CHC screws at each end
- Plug-in terminal block
- ISO M20 nickel-plated brass IP67 cable gland at one end
- Standard colours : Blue RAL 5017
Red RAL 3020
Green RAL 6024
White



**SIGNAGE LIGHTING
SOLUTION
FOR PUBLIC AREAS,
BUILDINGS, CAR-PARKS.**

Length L (mm)	CCT (K)	Power (W)	Weight (Kg)	Code
690	4000	12	2.1	7441 7400 ----
970	4000	12	2.4	7442 7400 ----
1250	4000	19	2.95	7446 7400 ----

Final code according to the chosen signage visual

Length L (mm)	CCT (K)	Power (W)	Weight (Kg)	Code
690	4000	13	2.15	7444 7400 ----
970	4000	20	2.8	7445 7400 ----
1250	4000	23	3.5	7447 7400 ----

Final code according to the chosen signage visual

FILA² ACCESSORIES

Designation	FILA ² SIGNAGE
Kit of 304L stainless steel fittings for wall mounting, standard screw fixing	9874 7001
Kit of 304L stainless steel fittings for wall mounting, clasp fixing	9874 7002
Kit of 304L stainless steel fittings for suspension, standard screw fixing	9874 7003





ACCES NIVEAUX
SUPERIEURS



ACCES NIVEAUX
SUPERIEURS

TITAN

C95 / E /

A30 / A45

A comprehensive range
of steel luminaires designed for premises
and pedestrian subways
subject to extreme vandalism.



BVCert. 6037554



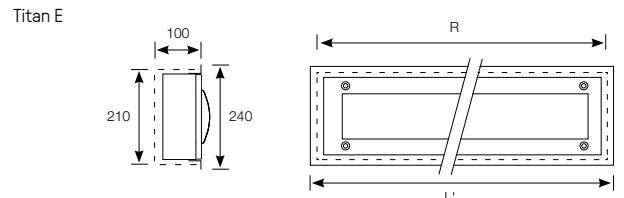
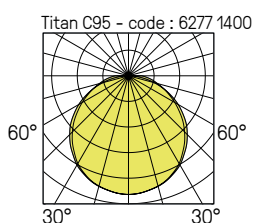
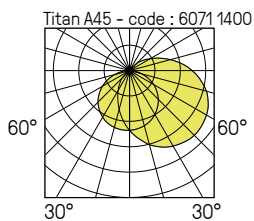
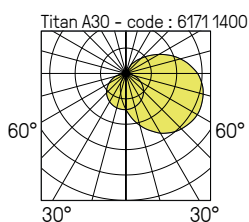
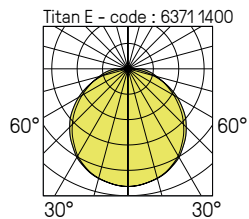


FEATURES:

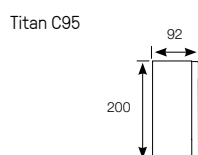
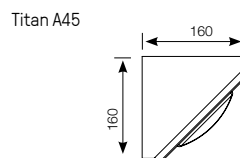
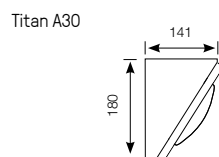
- Luminaire withstands extreme vandalism
- Wall- (Titan C95) or 45° (Titan A45) or 30° (Titan A30) corner-mounted versions: body and frame in ZP steel
- Flush-mounting version (Titan E): body and frame in painted 304L stainless steel or all-stainless steel in brushed 316L stainless steel. Please enquire.
- CCT 4000 K, CRI min. 80
- Polyester powder-coated finish
- Braced Opalescent polycarbonate diffuser
- Stainless steel vandal-resistant screws
- Wall- and corner-mounting versions supplied c/w nickel-plated brass cable gland
- Flush-mounting version supplied c/w cable seal
- RAL 7016 ●

OPTIONS AVAILABLE ON REQUEST:

- 3000 K LEDs
- Version with emergency pack
- Standby LED
- Class II
- Trunking (junction panel between luminaires)
- Opalescent polycarbonate diffuser (IK11+ 80J)
- Color white : RAL 9003 ○



Flush-mounting dimensions:
R x 210 mm x 100 mm




Length (mm)	Power (W)	Luminaire light output (lm)	Luminaire efficacy (lm / W)	Code
720	12	1050	88	6270 14--
	17	1820	109	6272 14--
	21	2010	96	6271 14--
	43	4080	95	6273 14--
1330	17	1850	107	6274 14--
	41	4250	104	6276 14--
	43	4030	94	6275 14--
	70	6930	99	6277 14--


Lumen maintenance: L80B10 / over 72,000 h
L90B50 / 52,000 h

Coding colour temperature 3000 K: example 4000K: 6270 14--
replace 4 with 3 3000K: 6270 13--

Coding: replace the two dashes (--) by the corresponding figures:
example 6270 14--

- 00 NO DETECTION
- 21 DALI DIMMABLE + SWITCH DIMMING
- 12 WITH DETECTION PRO
- 14 WITH DETECTION PRO + EXTINCTION WARNING
- 15 WITH PRO DETECTION + STANDBY WARNING
- 16 WITH PRO DETECTION + RADIO-CONTROL
- 04 SLAVE VERSION + EXTINCTION WARNING
- 05 SLAVE VERSION + STANDBY WARNING
- 44 WITH PRO DETECTION + RADIO-CONTROL + EXTINCTION WARNING
- 45 WITH PRO DETECTION + RADIO-CONTROL + STANDBY WARNING

 Vandal-resistant tool (bit) to be ordered separately
code : 9800 0004

 Radio remote control to be ordered separately
code : 9800 0010

Additional options TITAN C95

Coding:
add the corresponding suffix to the product code

example: 6270 1400 ----

- 9101 THROUGH WIRING
- 9413 FLAT DUROFLAM® DIFFUSER
- 9415 FLAT OPALESCENT PC DIFFUSER
- 9601 ANTI-GRAFFITI PROTECTION
- 9702 STAINLESS STEEL CROSSPOINT SCREWS (VK44)

DETAILS



Aperture length R (mm)	Frame length L' (mm)	Power (W)	Luminaire light output (lm)	Luminaire efficacy (lm/W)	Code
730	760	12	1050	88	6370 14--
		17	1820	109	6372 14--
		21	2010	96	6371 14--
		43	4080	95	6373 14--
1340	1370	17	1850	107	6374 14--
		41	4250	104	6376 14--
		43	4030	94	6375 14--
		70	6930	99	6377 14--


Lumen maintenance: L80B10 / over 72,000 h
L90B50 / 52,000 h


Coding colour temperature 3000 K:
replace 4 with 3

example 4000K: 6370 14--
3000K: 6370 13--

Coding: replace the two dashes (--) by
the corresponding figures:
example 6370 14--

- 00 NO DETECTION
- 21 DALI DIMMABLE + SWITCH DIMMING
- 12 WITH DETECTION PRO
- 14 WITH DETECTION PRO + EXTINCTION WARNING
- 15 WITH PRO DETECTION + STANDBY WARNING
- 16 WITH PRO DETECTION + RADIO-CONTROL
- 04 SLAVE VERSION + EXTINCTION WARNING
- 05 SLAVE VERSION + STANDBY WARNING
- 44 WITH PRO DETECTION + RADIO-CONTROL + EXTINCTION WARNING
- 45 WITH PRO DETECTION + RADIO-CONTROL + STANDBY WARNING

 Vandal-resistant tool (bit) to be ordered separately
code: 9800 0004

 Radio remote control to be ordered separately
code: 9800 0010

DETAILS



Painted 304L stainless steel



Brushed 316L stainless steel


Length (mm)	Power (W)	Luminaire light output (lm)	Luminaire efficacy (lm / W)	Code
720	12	1050	88	6170 14--
	17	1820	109	6172 14--
	21	2010	96	6171 14--
	43	4080	95	6173 14--
1330	17	1850	107	6174 14--
	41	4250	104	6176 14--
	43	4030	94	6175 14--
	70	6930	99	6177 14--


Lumen maintenance: L80B10 / over 72,000 h
L90B50 / 52,000 h

Coding colour temperature 3000 K : example 4000K : 6170 14--
replace 4 with 3 3000K : 6170 13--

Coding: replace the two dashes (--) by the corresponding figures:
example 6170 14--

- 00 NO DETECTION
- 21 DALI DIMMABLE + SWITCH DIMMING
- 12 WITH DETECTION PRO
- 14 WITH DETECTION PRO + EXTINCTION WARNING
- 15 WITH PRO DETECTION + STANDBY WARNING
- 16 WITH PRO DETECTION + RADIO-CONTROL
- 04 SLAVE VERSION + EXTINCTION WARNING
- 05 SLAVE VERSION + STANDBY WARNING
- 44 WITH PRO DETECTION + RADIO-CONTROL + EXTINCTION WARNING
- 45 WITH PRO DETECTION + RADIO-CONTROL + STANDBY WARNING

 Vandal-resistant tool (bit) to be ordered separately
code: 9800 0004

 Radio remote control to be ordered separately
code: 9800 0010

Additional options TITAN A30

Coding:
add the corresponding suffix to the product code

- example: 6170 1400 ----
- 9101 THROUGH WIRING
 - 9413 FLAT DUROFLAM® DIFFUSER
 - 9415 FLAT OPALESCENT PC DIFFUSER
 - 9601 ANTI-GRAFFITI PROTECTION
 - 9702 STAINLESS STEEL CROSSPOINT SCREWS (VK44)

DETAILS




Length (mm)	Power (W)	Luminaire light output (lm)	Luminaire efficacy (lm / W)	Code
720	12	1050	88	6070 14--
	17	1820	109	6072 14--
	21	2010	96	6071 14--
	43	4080	95	6073 14--
1330	17	1850	107	6074 14--
	41	4250	104	6076 14--
	43	4030	94	6075 14--
	70	6930	99	6077 14--


Lumen maintenance: L80B10 / over 72,000 h
L90B50 / 52,000 h

Coding colour temperature 3000 K : example 4000K: 6070 14--
replace 4 with 3 3000K: 6070 13--

Coding: replace the two dashes (--) by the corresponding figures:
example 6070 14--

- 00 NO DETECTION
- 21 DALI DIMMABLE + SWITCH DIMMING
- 12 WITH DETECTION PRO
- 14 WITH DETECTION PRO + EXTINCTION WARNING
- 15 WITH PRO DETECTION + STANDBY WARNING
- 16 WITH PRO DETECTION + RADIO-CONTROL
- 04 SLAVE VERSION + EXTINCTION WARNING
- 05 SLAVE VERSION + STANDBY WARNING
- 44 WITH PRO DETECTION + RADIO-CONTROL + EXTINCTION WARNING
- 45 WITH PRO DETECTION + RADIO-CONTROL + STANDBY WARNING

 Vandal-resistant tool (bit) to be ordered separately
code: 9800 0004

 Radio remote control to be ordered separately
code: 9800 0010

Additional options TITAN A45

Coding:
add the corresponding suffix to the product code

- example: 6070 1400 ----
- 9101 THROUGH WIRING
 - 9413 FLAT DUROFLAM® DIFFUSER
 - 9415 FLAT OPALESCENT PC DIFFUSER
 - 9601 ANTI-GRAFFITI PROTECTION
 - 9702 STAINLESS STEEL CROSSPOINT SCREWS (VK44)

DETAILS





0

NOTE
GAR
SO



RONNE

RTIE ▶



TITAN

video CCTV

A comprehensive range
of steel luminaires designed to conceal a video
surveillance camera.



BVCert. 6037554





FEATURES:

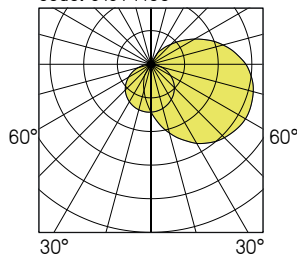
- Luminaire withstands extreme vandalism
- 45° angle (Titan A45 video CCTV) and 30° angle (Titan A30 video CCTV) versions: body and frame in ZP steel
- CCT 4000 K, CRI min. 80
- Polyester powder-coated finish
- Braced opalescent polycarbonate diffuser
- Stainless steel vandal-resistant screws
- Supplied c/w cable seal
- RAL 7016 ●

OPTIONS AVAILABLE ON REQUEST:

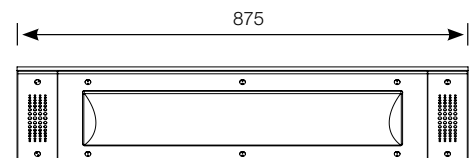
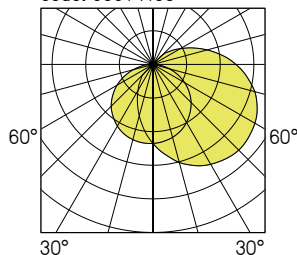
- 3000 K LEDs
- Class 2
- Trunking (junction panel between luminaires)
- Opalescent polycarbonate diffuser (IK11+ 80J)

N.B.: Supplied less video equipment.

Titan A30 - video CCTV
code: 6161 1400



Titan A45 - video CCTV
code: 6061 1400




- Camera is invisible.
- Protection against vandalism.
- Better image quality (the camera points in same the direction as the light).

Length (mm)	Power (W)	Luminaire light output (lm)	Luminaire efficacy (lm/W)	Code
875	21	2010	96	6161 14--
	43	4080	95	6163 14--

Lumen maintenance: L80B10 / over 72,000 h
L90B50 / 52,000 h

Coding colour temperature 3000 K:
replace 4 with 3

example 4000K: 6161 14--
3000K: 6161 13--

 Vandal-resistant tool (bit) to be ordered separately
code: 9800 0004

Coding: replace the two dashes (--) by
the corresponding figures:
example 6161 14--


00 NO DETECTION
21 DALI DIMMABLE + SWITCH DIMMING
15 WITH PRO DETECTION + STANDBY WARNING

Length (mm)	Power (W)	Luminaire light output (lm)	Luminaire efficacy (lm/W)	Code
875	21	2010	96	6061 14--
	43	4080	95	6063 14--

Lumen maintenance: L80B10 / over 72,000 h
L90B50 / 52,000 h

Coding colour temperature 3000 K:
replace 4 with 3

example 4000K: 6061 14--
3000K: 6061 13--

 Vandal-resistant tool (bit) to be ordered separately
code: 9800 0004

Coding: replace the two dashes (--) by
the corresponding figures:
example 6061 14--

00 NO DETECTION
21 DALI DIMMABLE + SWITCH DIMMING
15 WITH PRO DETECTION + STANDBY WARNING

ADDITIONAL OPTIONS TITAN CCTV

Coding:
add the corresponding suffix to the product code

example: 6161 1400 ----

9413 FLAT DUROFLAM® DIFFUSER
9415 FLAT OPALESCENT PC DIFFUSER
9601 ANTI-GRAFFITI PROTECTION



URBALINE

An elegant luminaire designed to withstand marine corrosion and extreme vandalism in public spaces and railway premises.



BVCert. 6037554



URBALINE is a LED luminaire vandal-resistant up to 150 joules (IK11**) and marine corrosion resistant thanks to its treatment approved to the Qualanod quality mark, Class 20.

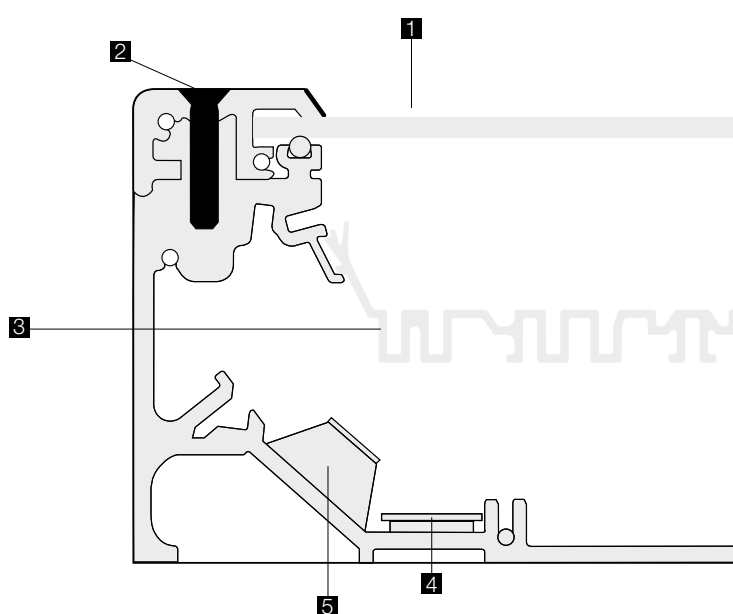
Particularly suitable for public transport infrastructures (stations, pedestrian subways, etc.) as well as public spaces and buildings requiring reinforced protection, Urbaline make it possible to provide precise illumination while reducing energy consumption, thanks to its latest-generation LED modules.

Lighting management is optimized via optional functions like DALI dimming, switch dimming, and detection with warning and standby (consumption less than 0.5 W in standby).

Recyclable and employing recycled materials, it is upgradeable thanks to its plug-in repairable components.

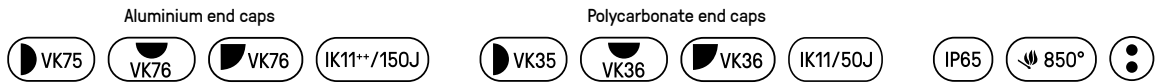


VANDAL-RESISTANT LUMINAIRE FOR PUBLIC SPACES, BUILDINGS, AND TRANSPORT.



- 1 Opalescent polycarbonate diffuser, (up to 150J)
- 2 Stainless steel tamper-resistant screws
- 3 Gear tray clips into base extrusion
- 4 Marine-grade 6060 aluminium base and frame
- 5 2 cable entries





Urbaline



Urbaline angle



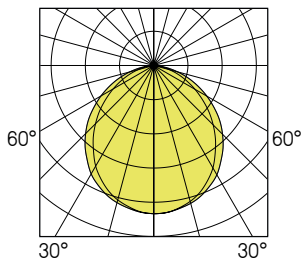
FEATURES:

- Body: 4 mm thick marine-grade 6060 aluminium
- Qualanod 20 μ anodizing
- Reinforced end caps in PC (50 joules) or aluminium (150 joules)
- Opalescent polycarbonate diffuser
- Linear LED module
- CCT 4000 K, CRI min. 80
- Stainless steel vandal-resistant screws
- Corner mounting with wall and ceiling fixing

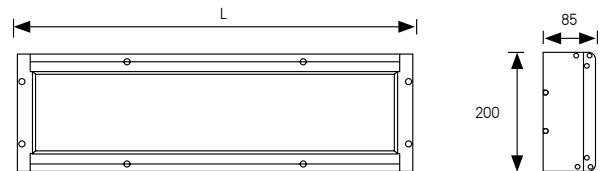
OPTIONS AVAILABLE ON REQUEST:

- Version with emergency pack
- 3000 K LEDs

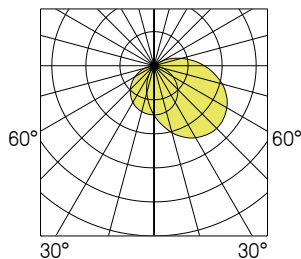
Urbaline - code : 6506 9400



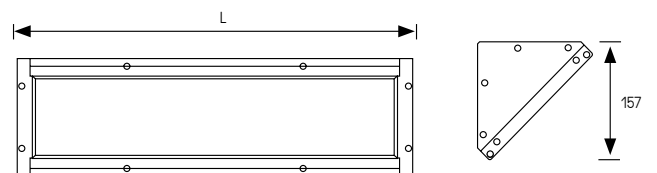
Urbaline



Urbaline Angle
Code : 6602 9400



Urbaline angle



Length (mm)	Length with detection L (mm)	Power (W)	Luminaire light output (lm)	Luminaire efficacy (lm/W)	Code 50J	Code 150J
370	435	11	900	82	6500 94--	6530 94--
		17	1800	106	6504 94--	6534 94--
650	715	21	2050	98	6501 94--	6531 94--
		43	4150	97	6505 94--	6535 94--
930	995	31	3100	100	6502 94--	6532 94--
		62	6250	145	6506 94--	6536 94--
1210	1275	43	4150	97	6503 94--	6533 94--
		70	7250	104	6507 94--	6537 94--

Lumen maintenance: L80B10 / over 72,000 h
L90B50 / 52,000 h

Coding colour temperature 3000 K: example 4000K: 6500 94--
replace 4 with 3 3000K : 6500 93--

Vandal-resistant tool (bit) to be ordered separately
code: 9800 0003

Coding: replace the two dashes (--) by the corresponding figures:
example 6500 94--

Radio remote control to be ordered separately
code: 9800 0010

- 00 NO DETECTION
- 21 DALI DIMMABLE + SWITCH DIMMING
- 12 WITH DETECTION PRO
- 14 WITH DETECTION PRO + EXTINCTION WARNING
- 15 WITH PRO DETECTION + STANDBY WARNING
- 16 WITH PRO DETECTION + RADIO-CONTROL
- 04 SLAVE VERSION + EXTINCTION WARNING
- 05 SLAVE VERSION + STANDBY WARNING
- 44 WITH PRO DETECTION + RADIO-CONTROL + EXTINCTION WARNING
- 45 WITH PRO DETECTION + RADIO-CONTROL + STANDBY WARNING

Length (mm)	Length with detection L (mm)	Power (W)	Luminaire light output (lm)	Luminaire efficacy (lm/W)	Code 50J	Code 150J
370	435	11	900	82	6600 94--	6630 94--
		17	1800	106	6604 94--	6634 94--
650	715	21	2050	98	6601 94--	6631 94--
		43	4150	97	6605 94--	6635 94--
930	995	31	3100	100	6602 94--	6632 94--
		62	6250	145	6606 94--	6636 94--
1210	1275	43	4150	97	6603 94--	6633 94--
		70	7250	104	6607 94--	6637 94--

Lumen maintenance: L80B10 / over 72,000 h
L90B50 / 52,000 h

Coding colour temperature 3000 K: example 4000K: 6600 94--
replace 4 with 3 3000K: 6600 93--

Vandal-resistant tool (bit) to be ordered separately
code: 9800 0003

Coding: replace the two dashes (--) by the corresponding figures:
example 6600 94--

Radio remote control to be ordered separately
code: 9800 0010

- 00 NO DETECTION
- 21 DALI DIMMABLE + SWITCH DIMMING
- 12 WITH DETECTION PRO
- 14 WITH DETECTION PRO + EXTINCTION WARNING
- 15 WITH PRO DETECTION + STANDBY WARNING
- 16 WITH PRO DETECTION + RADIO-CONTROL
- 04 SLAVE VERSION + EXTINCTION WARNING
- 05 SLAVE VERSION + STANDBY WARNING
- 44 WITH PRO DETECTION + RADIO-CONTROL + EXTINCTION WARNING
- 45 WITH PRO DETECTION + RADIO-CONTROL + STANDBY WARNING



Bus
16 17
22 27

EXIT

LOVE

Map

Information


No smoking

ALEANE

Extra-low profile vandal-resistant
architectural luminaire.



BVCert. 6037554



Aleane is characterised by its low height, which makes it a luminaire particularly suited to spaces with limited height or depth. The luminaire is ideal for underpasses maintenance pits, for example.

It is a durable luminaire, resistant to vandalism up to 80 J (IK11*). Its anti-corrosion treated steel base and its polyester powder coating make it resistant to and long-lasting durability.

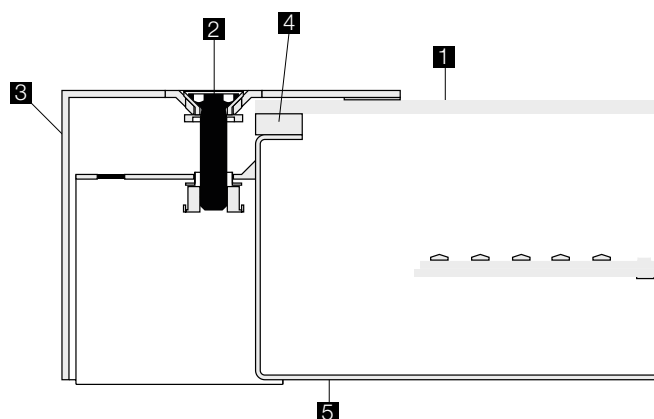
Aleane is a modular luminaire that can be used for trunking (on request).

Aleane uses high-quality, recycled and recyclable materials and is designed to be repairable.



EXTRA-LOW PROFILE VANDAL-RESISTANT LUMINAIRE FOR BUILDINGS, PUBLIC SPACES AND TRANSPORT


- 1** Opalescent polycarbonate diffuser (80J)
- 2** Stainless steel tamper-resistant screws
- 3** Frame in anticorrosion-treated steel with polyester powder-coated finish
- 4** EDPM seal (IP55)
- 5** Anticorrosion-treated steel base with polyester powder-coated finish





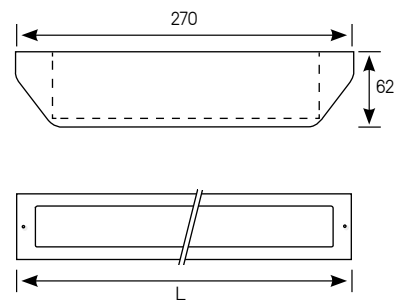
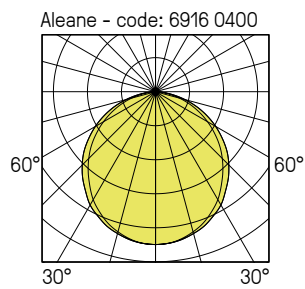


FEATURES:

- Extra-low profile vandal-resistant and rip-out-resistant architectural luminaire
- Base in 1 mm thick anticorrosion-treated steel with polyester powder-coated finish
- Cover in 1.5 mm thick anticorrosion-treated steel with polyester powder-coated finish
- Polycarbonate diffuser 3 mm opalescent
- Symmetrical or asymmetrical reflector
- Protected cable entries
- CCT 4000 K, CRI min. 80
- Stainless steel vandal-resistant screws
- Fixing outside the sealed body
- RAL 9003 

OPTIONS AVAILABLE ON REQUEST:

- 3000 K LEDs
- Version with emergency pack
- Standby LED
- Through wiring
- Class II




Length L (mm)	Power (W)	Luminaire light output (lm)	Luminaire efficacy (lm / W)	Code
715	17	2000	118	6915 04--
715	41	4400	107	6916 04--
1325	41	4600	112	6917 04--
1325	70	7600	109	6918 04--

Lumen maintenance: L80B10 / over 72,000 h
L90B50 / 52,000 h

Coding colour temperature 3000 K: example 4000K: 6915 04--
replace 4 with 3 3000K: 6915 03--

Coding: replace the two dashes (--) by
the corresponding figures:
example 6915 04--

- 00 NO DETECTION
- 12 WITH DETECTION PRO
- 21 DALI DIMMABLE + SWITCH DIMMING

 Vandal-resistant tool (bit) to be ordered separately
code : 9800 0004

Additional options ALEANE

Coding:
add the corresponding suffix to the product code

example: 6915 0400 ----

- 9101 THROUGH WIRING
- 9413 FLAT DUROFLAM® DIFFUSER
- 9601 ANTI-GRAFFITI PROTECTION
- 9702 STAINLESS STEEL CROSSPOINT SCREWS (VK44)
- 9801 IN-LINE FITTING

DETAILS






ALEANE Asymmetrical

Extra-low profile vandal-resistant
architectural luminaire for maintenance pits



BVCert. 6037554



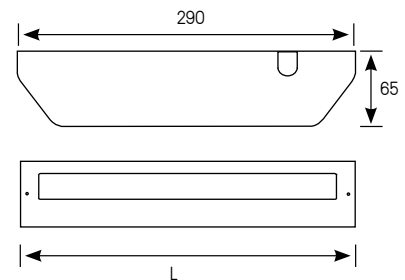
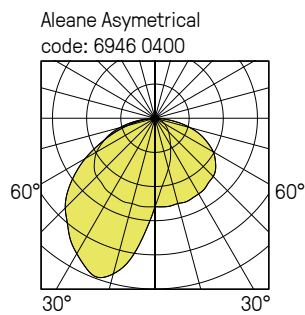


FEATURES:

- Extra-low profile vandal-resistant, rip-out and oil resistant architectural luminaire
- Base in 1 mm thick anticorrosion-treated steel with polyester powder-coated finish
- Cover in 1.5 mm thick anticorrosion-treated steel with polyester powder-coated finish
- 3 mm Duroflam® diffuser
- Sealing vent
- Side cable-entry glands
- CTT 4000 K, IRC min. 80
- Stainless steel vandal-resistant screws
- Fixing outside the sealed body
- Anti-graffiti RAL 9010 ○

OPTIONS AVAILABLE ON REQUEST:

- 3000 K LEDs
- Version with emergency pack
- Through wiring
- Class II



Length L (mm)	Power (W)	Luminaire light output (lm)	Luminaire efficacy (lm / W)	Code
1325	17	1300	76	6945 04--
1325	41	2900	71	6946 04--

Lumen maintenance: L80B10 / over 72,000 h
L90B50 / 52,000 h

Coding colour temperature 3000 K : example 4000K: 6945 04--
replace 4 with 3 3000K: 6945 03--

Coding: replace the two dashes (--) by the corresponding figures:

example 6945 04--
 └─ 00 NO DETECTION
 └─ 21 DALI DIMMABLE + SWITCH DIMMING

Vandal-resistant tool (bit) to be ordered separately
code : 9800 0004

Additional options ALEANE

Codification:
add the corresponding suffix to the product code

example: 6915 0400 ----
 └─ 9101 THROUGH WIRING
 └─ 9413 FLAT DUROFLAM® DIFFUSER
 └─ 9601 ANTI-GRAFFITI PROTECTION
 └─ 9702 STAINLESS STEEL CROSSPOINT SCREWS (VK44)
 └─ 9801 IN-LINE FITTING

DETAILS





Compact luminaires



TITAN COMPACT



TITAN S2 / S3 / S4



ASL / ESL



VAUBAN A / E



BORGO



BRIKETTE

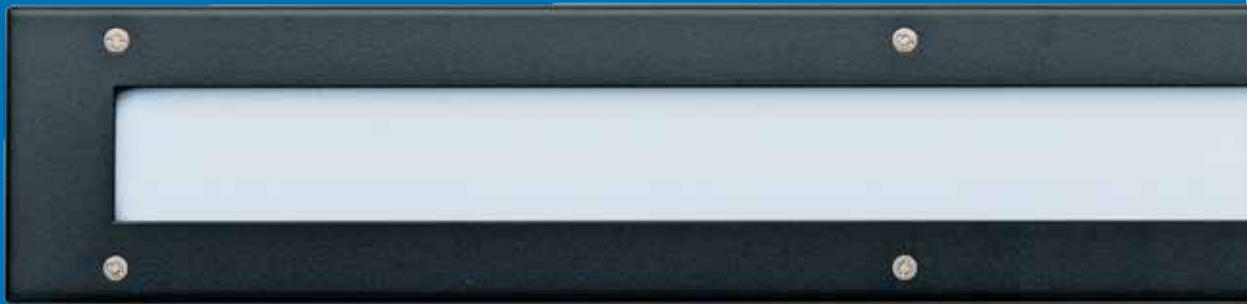


TITAN COMPACT

A highly-compact architectural LED luminaire
for circulation areas and public spaces subject
to vandalism.



BVCert. 6037554



More light, less maintenance: the Titan is the long-life lighting solution that project owners and users of public spaces alike will find re-assuring!

A long service life

With a highly resistant diffuser base and frame, combined with an LED module that lasts for more than 72,000 hours.

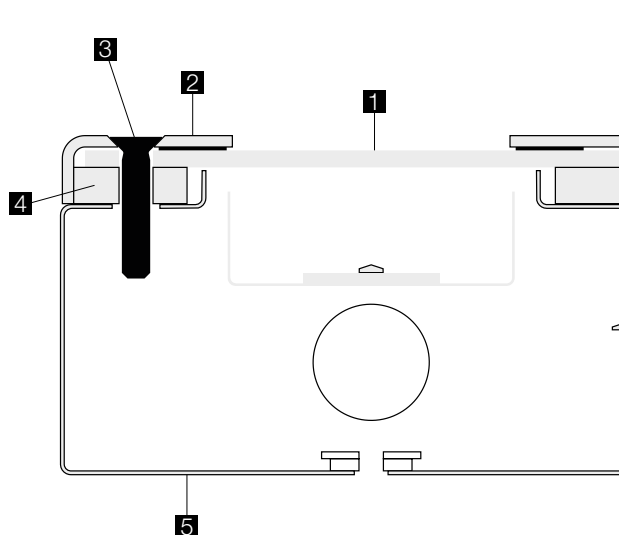
Greater savings

Thanks to the LED fittings and lighting management systems: detection, dimming, etc.



**A RANGE OF ELEGANT
TECHNICAL LUMINAIRES
DESIGNED TO WITHSTAND
EXTREME VANDALISM
IN PUBLIC SPACES.**

- 1 Opalescent polycarbonate diffuser (80J)
- 2 Frame anti-corrosion-treated steel with polyester powder-coated
- 3 Stainless steel tamper-resistant screws
- 4 EDPM seal (IP65)
- 5 Base in anti-corrosion-treated steel base with polyester powder-coated







Titan Compact Wall



Titan Compact Angle



Titan Compact E



FEATURES:

- Luminaire withstands extreme vandalism
- Wall or corner mounting versions: body and frame in ZP steel
- Flush-mounting version: body and frame in painted 304L stainless steel
- Polyester powder-coated finish
- Flat opalescent polycarbonate diffuser
- CCT 4000 K, CRI min. 80
- Stainless steel vandal-resistant screws
- Wall- and corner-mounting versions supplied c/w nickel-plated brass cable gland
- Flush-mounting version supplied c/w cable seal
- RAL 7016 ●

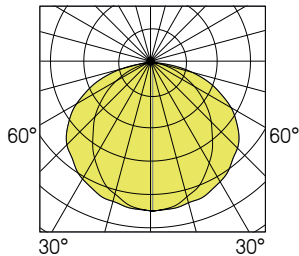
OPTIONS AVAILABLE ON REQUEST:

- LED 3000 K
- 316L stainless steel (for wall and corner mounting versions)

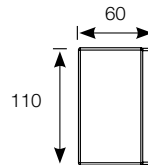


LED optics versions on request
(UGR to be confirmed for each lighting project)

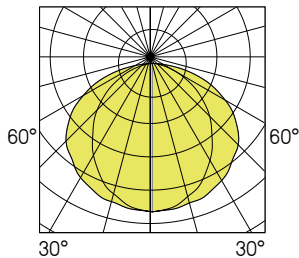
Titan Compact Wall
code: 6401 1400



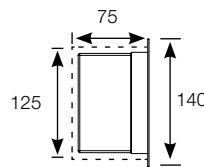
Titan Compact Wall



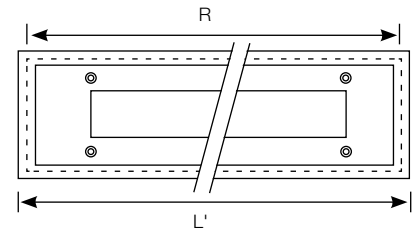
Titan Compact E
code: 6425 1400



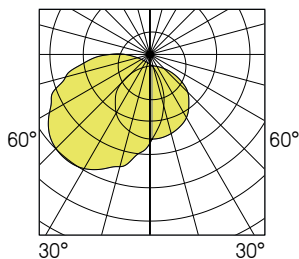
Titan Compact E



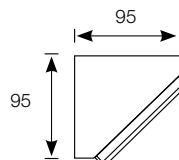
Flush-mounting dimensions:
R x 125 mm x 75 mm



Titan Compact Angle
code: 6411 1400



Titan Compact Angle



Length (mm)	Power (W)	Luminaire light output (lm)	Luminaire efficacy (lm / W)	Code
375	11	800	73	6401 14--
660	21	1800	86	6402 14--
945	31	2750	89	6403 14--
1230	43	3650	85	6404 14--

Lumen maintenance: L80B10 / over 72,000 h
L90B50 / over 52,000 h

Coding colour temperature 3000 K: example 4000K : 6401 1400
replace 4 with 3 3000K : 6401 1300

Vandal-resistant tool (bit) to be ordered separately
code : 9800 0003

Coding: replace the two dashes (--) by the corresponding figures:
example 6401 14--
└─ 00 NO DETECTION
└─ 21 DALI DIMMABLE + SWITCH DIMMING

Length (mm)	Power (W)	Luminaire light output (lm)	Luminaire efficacy (lm / W)	Code
375	11	800	73	6411 14--
660	21	1800	86	6412 14--
945	31	2750	89	6413 14--
1230	43	3650	85	6414 14--

Lumen maintenance: L80B10 / over 72,000 h
L90B50 / over 52,000 h

Coding colour temperature 3000 K: example 4000K : 6411 1400
replace 4 with 3 3000K : 6411 1300


Vandal-resistant tool (bit) to be ordered separately
code : 9800 0003

Coding: replace the two dashes (--) by the corresponding figures:
example 6411 14--
└─ 00 NO DETECTION
└─ 21 DALI DIMMABLE + SWITCH DIMMING

Aperture length R (mm)	Frame length L' (mm)	Power (W)	Luminaire light output (lm)	Luminaire efficacy (lm/W)	Code
390	405	11	800	73	6425 14--
675	690	21	1800	86	6426 14--
960	975	31	2750	89	6427 14--
1245	1260	43	3650	85	6428 14--

Lumen maintenance: L80B10 / over 72,000 h
L90B50 / over 52,000 h

Coding colour temperature 3000 K: replace 4 with 3
example 4000K: 6425 1400
3000K: 6425 1300

 Vandal-resistant tool (bit) to be ordered separately
code : 9800 0003

Coding: replace the two dashes (--) by the corresponding figures:
example 6425 14--
└─ 00 NO DETECTION
21 DALI DIMMABLE + SWITCH DIMMING

Additional options Titan Compact

Codification :
add the corresponding suffix to the product code

example: 6425 1400 ----
└─ 9413 FLAT DUROFLAM® DIFFUSER
9601 ANTI-GRAFFITI PROTECTION
9702 STAINLESS STEEL CROSSPOINT SCREWS (VK44)

N.B.: through wiring possible on standard codes
by transplanting geartray on terminal block



Flush version in Stainless steel
See page 226

DETAILS



TITAN S

A wide range of compact,
high-power luminaires.



BVCert. 6037554





Titan S2



Titan S3



Titan S4



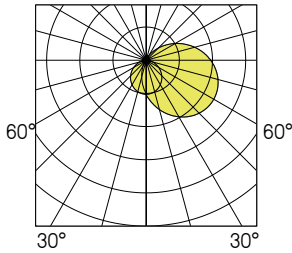
FEATURES:

- High-power vandal-resistant luminaire
- Wall- (Titan S3) or corner- (Titan S2) mounting versions: body and frame in ZP steel
- Flush-mounting version (Titan S4): body and frame in painted 304L stainless steel
- CCT 4000 K, CRI min. 80
- Polyester powder-coated finish
- Opalescent polycarbonate diffuser
- Stainless steel vandal-resistant screws
- Wall- and corner-mounting versions supplied c/w nickel-plated brass cable gland
- Flush-mounting version supplied c/w cable seal
- RAL 7016 ●

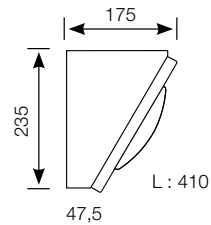
OPTIONS AVAILABLE ON REQUEST:

- 3000 K LEDs
- Standby LED
- Opalescent polycarbonate flat diffuser (IK11+ 80J)

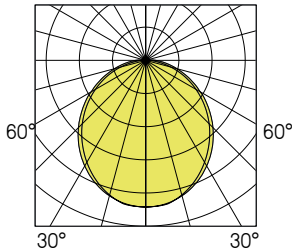
Titan S2 - code: 5005 1400



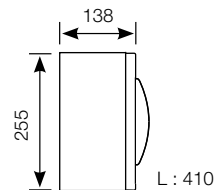
Titan S2



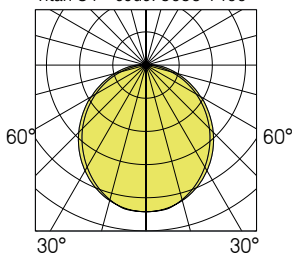
Titan S3 - code: 5025 1400



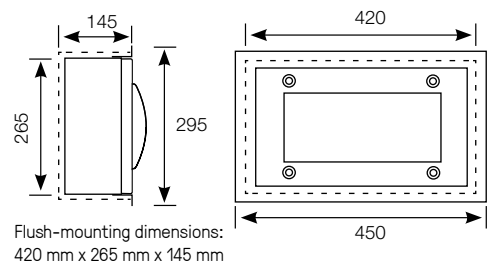
Titan S3



Titan S4 - code: 5056 1400



Titan S4



Power (W)	Luminaire light output (lm)	Luminaire efficacy (lm / W)	TITAN S2	TITAN S3	TITAN S4
14	1500	107	5006 14--	5026 14--	5056 14--
22	2500	114	5007 14--	5027 14--	5057 14--
34	3450	101	5005 14--	5025 14--	5055 14--

Lumen maintenance: L80B10 / 72,000 h

Coding colour temperature 3000 K : example 4000K: 5006 14--
 replace 4 with 3 3000K : 5006 13--

Vandal-resistant tool (bit) to be ordered separately
 code : 9800 0004

Coding: replace the two dashes (--) by the corresponding figures:
 example 5006 14--

- 00 NO DETECTION
- 12 WITH DETECTION PRO
- 21 DALI DIMMABLE + SWITCH DIMMING

Additional options TITAN S2-3-4

Coding:
 add the corresponding suffix to the product code

example : 5006 1400 ----

- 9413 FLAT DUROFLAM® DIFFUSER
- 9415 FLAT OPALESCENT PC DIFFUSER
- 9601 ANTI-GRAFFITI PROTECTION
- 9702 STAINLESS STEEL CROSSPOINT SCREWS (VK44)

- TITAN S2 direct 500
- TITAN S3 direct 520
- TITAN S4 direct 504

Flush version Titan S4 in stainless steel
 See page 228



DETAILS





ASL / ESL

Surface or flush mounting
architectural luminaire
for public areas.



BVCert. 6037554





ASL



ESL

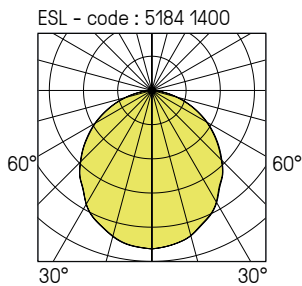
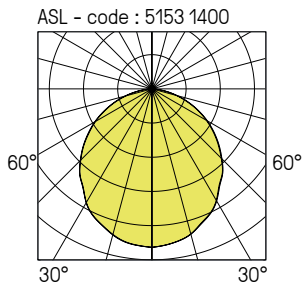


FEATURES:

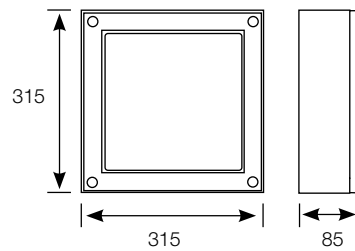
- Architectural luminaire with flush diffuser
- ASL surface-mounting version: body and frame in ZP steel
- Flush-mounting (ESL) version: body and frame in painted 304L stainless steel
- CCT 4000 K, CRI min. 80
- Polyester powder-coated finish
- Opalescent polycarbonate diffuser
- Stainless steel vandal-resistant screws
- Supplied c/w cable seal for surface-mounting (ASL) and flush-mounting (ESL) versions
- RAL 7016 ●

OPTIONS AVAILABLE ON REQUEST:

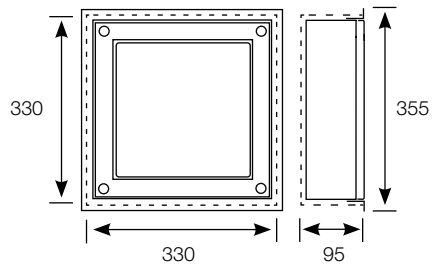
- 3000 K LEDs



ASL



ESL



Flush-mounting dimensions:
330 mm x 330 mm x 95 mm




ESL flush version in stainless steel
See page 230

Power (W)	Luminaire light output (lm)	Luminaire efficacy (lm / W)	ASL	ESL
17 *	1500	88	5154 14--	5184 14--
26	2350	90	5153 14--	5183 14--

Lumen maintenance: L80B10 / 72,000 h

Coding colour temperature 3000 K : example 4000K : 5154 14--
replace 4 with 3 3000K : 5154 13--

Codification (* Codification only for power 17 W) :
replace the two dashes (--) by the corresponding figures:
example 5154 14--

 Vandal-resistant tool (bit) to be ordered separately
code : 9800 0004

00 NO DETECTION
12* WITH DETECTION PRO
13* WITH PRO DETECTION + EXTINCTION OR STANDBY WARNING
21 DALI DIMMABLE + SWITCH DIMMING + STANDBY WARNING

Additional options ASL / ESL

Coding:
add the corresponding suffix to the product code

example : 5154 1400 ----
9702 STAINLESS STEEL CROSSPOINT SCREWS (VK44)
9413 FLAT DUROFLAM® DIFFUSER
9601 ANTI-GRAFFITI PROTECTION

ASL  direct 515

ESL  direct 517

DETAILS





L'ISLE JORDAIN

L'ISLE JORDAIN


gare de l'Isle Jourdain

VAUBAN

Extra low profile surface or flush mounting
architectural luminaire
for public areas.



BVCert. 6037554





Vauban A



Vauban E



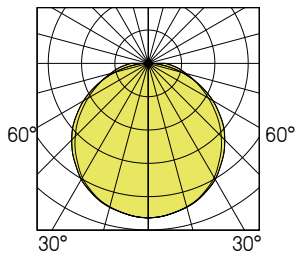
FEATURES:

- Extra low profile architectural luminaire
- Surface-mounting version (A): body and frame in ZP steel
- Flush-mounting (E) version: body and frame in painted 304L stainless steel
- CCT 4000 K, CRI min. 80
- Polyester powder-coated finish
- Opalescent polycarbonate diffuser
- Stainless steel vandal-resistant screws
- Supplied c/w cable seal for surface-mounting (A) and flush-mounting (E) versions
- RAL 7016 ●

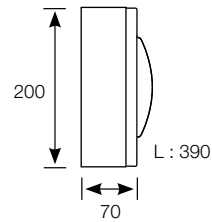
OPTIONS AVAILABLE ON REQUEST:

- 3000 K LEDs
- Standby LED
- Opalescent polycarbonate flat diffuser (IK11+ 80J)

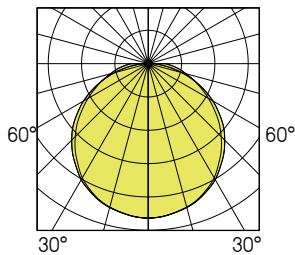
Vauban A - code : 5115 1400



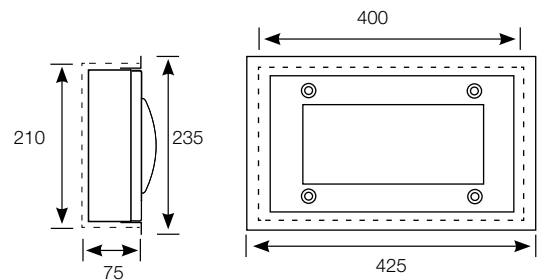
Vauban A



Vauban E - code : 5145 1400



Vauban E




Flush-mounting dimensions:
400 mm x 210 mm x 75 mm



Vauban E flush version in stainless steel see page 232

Power (W)	Luminaire light output (lm)	Luminaire efficacy (lm / W)	VAUBAN A	VAUBAN E
8	725	91	5115 1400	5145 1400
17	1700	100	5116 1400	5146 1400

Lumen maintenance: L80B10 / over 72,000 h
L90B50 / 52,000 h

 Vandal-resistant tool (bit) to be ordered separately
code : 9800 0004

Coding colour temperature 3000 K : example 4000K : 5115 1400
replace 4 with 3
3000K : 5115 1300

Codification: replace the two dashes (--) by
the corresponding figures:

example 5115 14--
 00 NO DETECTION
 21 DALI DIMMABLE + SWITCH DIMMING + STANDBY WARNING

Additional options VAUBAN

Coding:
add the corresponding suffix to the product code

example : 5115 1400 ----
 9413 FLAT DUROFLAM® DIFFUSER
 9415 FLAT OPALESCENT PC DIFFUSER
 9601 ANTI-GRAFFITI PROTECTION
 9702 STAINLESS STEEL CROSSPOINT SCREWS (VK44)

VAUBAN A  direct 511

VAUBAN E  direct 513

DETAILS





BORGO

A compact, rip-out-resistant,
wall-mounting luminaire.



BVCert. 6037554



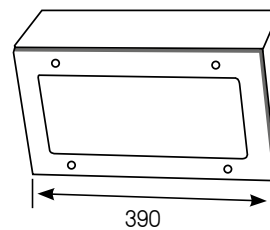
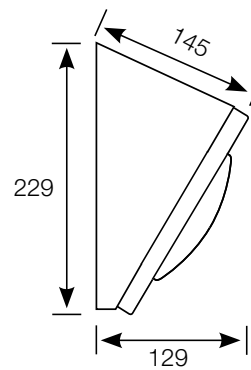
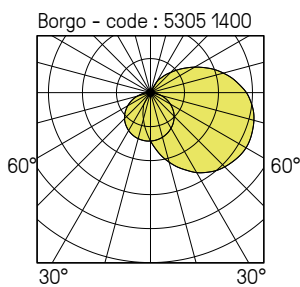


FEATURES:

- Very compact wall-mounting luminaire
- Body in ZP 10/10 steel
- Frame in ZP 20/10 steel
- CCT 4000 K, CRI min. 80
- Polyester powder-coated finish
- Opalescent polycarbonate diffuser
- Stainless steel vandal-resistant screws
- Supplied c/w cable seal
- RAL 7016 ●

OPTIONS AVAILABLE ON REQUEST:

- 3000 K LEDs
- Standby LED
- Opalescent polycarbonate flat diffuser (IK11+ 80J)



Power (W)	Luminaire light output (lm)	Luminaire efficacy (lm/W)	Code
8	725	91	5304 14--
17*	1700	100	5305 14--


Lumen maintenance: L80B10 / over 72,000 h
L90B50 / 52,000 h

Coding colour temperature 3000 K : example 4000K : 5304 1400
replace 4 with 3
3000K : 5304 1300

Codification (*Codification only for power 17 W) :
rempalce the two dashes (..) by the corresponding figures:
example 5305 14--

00 NO DETECTION

21 DALI DIMMABLE + SWITCH DIMMING + STANDBY WARNING

 Vandal-resistant tool (bit) to be ordered separately
code : 9800 0004

Additional options BORG0

Coding:
add the corresponding suffix to the product code

example : 5304 1400 ----

9413 FLAT DUROFLAM® DIFFUSER

9415 FLAT OPALESCENT PC DIFFUSER

9601 ANTI-GRAFFITI PROTECTION

9702 STAINLESS STEEL CROSSPOINT SCREWS (VK44)

DETAILS





BRIKETTE

Small flush-mounting fitting
for access areas and stairways
in outdoor environment.



BVCert. 6037554



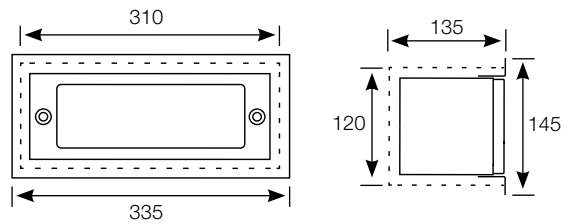
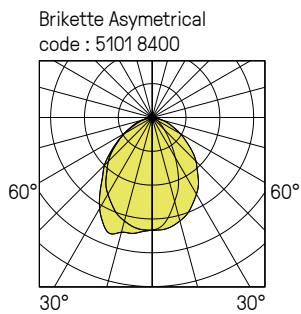
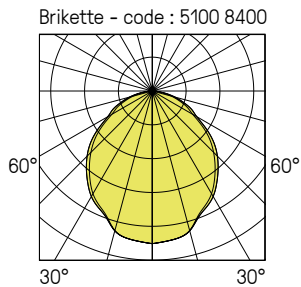


FEATURES:

- Small, flush-mount, vandal-resistant luminaire for way marking
- Body and frame in painted 304L stainless steel
- Opalescent polycarbonate diffuser
- Clear pebble polycarbonate diffuser for asymmetrical version
- CCT 4000 K, CRI min. 80
- Stainless steel vandal-resistant screws
- Supplied c/w cable seal
- RAL 7016 ●

OPTIONS AVAILABLE ON REQUEST:

- 3000 K LEDs
- 316L version




(Minimum installation height: 0.40 m)
Flush-mounting dimensions:
310 mm x 120 mm x 135 mm

Power (W)	Luminaire light output (lm)	Luminaire efficacy (lm/W)	Code
10	600	60	5102 1400

Lumen maintenance: L80B10 / over 72,000 h
L90B50 / 50,000 h

Coding colour temperature 3000 K :
replace 4 with 3

example 4000K : 5102 1400
3000K : 5102 1300

 Vandal-resistant tool (bit) to be ordered separately
code : 9800 0004

BRIKETTE asymetrical

220-240 V AC / 50 / 60 Hz


  RoHS direct 510

Power (W)	Luminaire light output (lm)	Luminaire efficacy (lm/W)	Code
10	700	70	5103 1400

Lumen maintenance: L80B10 / over 72,000 h
L90B50 / 50,000 h

Coding colour temperature 3000 K :
replace 4 with 3

example 4000K : 5103 1400
3000K : 5103 1300

 Vandal-resistant tool (bit) to be ordered separately
code : 9800 0004

Additional options BRIKETTE

Coding:
add the corresponding suffix to the product code

example : 51021400 ----
 9601 ANTI-GRAFFITI PROTECTION
 9702 STAINLESS STEEL CROSSPOINT SCREWS (VK44)

DETAILS





DECADE

**Architectural bollard
for circulation areas
and public spaces subject to vandalism.**



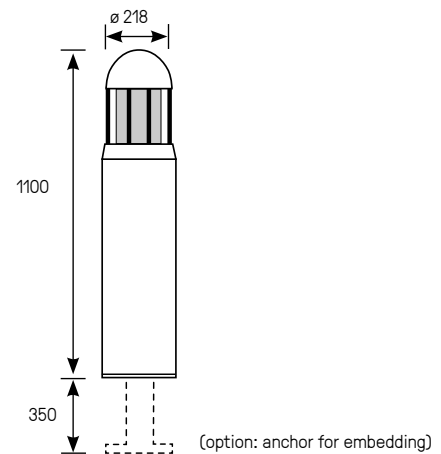
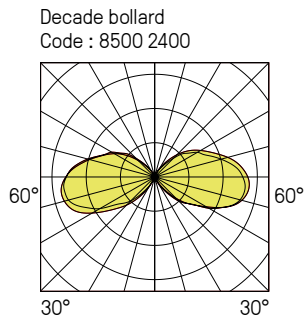


FEATURES:

- Bollard body and head in aluminium treated against corrosion
- Acrylic reflector
- Polycarbonate diffuser
- Polyester black powder-coated finish
- CCT 4000K, CRI min. 80
- Stainless steel vandal-resistant black screws (tool supplied)
- Standard anchoring: code 9885 0001
- 3-year guarantee
- RAL 9005 ●

OPTIONS AVAILABLE ON REQUEST:

- Reinforced anchoring for embedding into concrete (VK25)
code : **9885 0002**



Power (W)	Luminaire light output (lm)	Luminaire efficacy (lm / W)	Code
28	1100	39	8500 2300


Lumen maintenance: L70B50 / 50,000 h

* Coding colour temperature 4000 K :
replace 4 with 3

example 4000K : 8500 23--
3000K : 8500 24--

+ DETAILS





Stainless steel recessed luminaires



Stainless steel TITAN Compact



Stainless steel TITAN S4



Stainless steel ESL



Stainless steel VAUBAN E



Stainless steel BRIKETTE



Stainless steel TITAN COMPACT

A highly-compact architectural
LED luminaire for circulation
areas and public spaces
subject to vandalism.



BVCert. 6037554



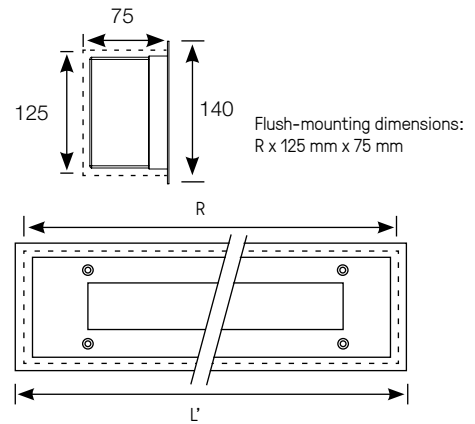
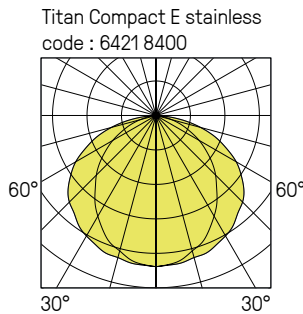


FEATURES:

- Luminaire withstands extreme vandalism
- Flush-mounting version
- 316L stainless steel body
- Brushed 316L stainless steel frame
- Flat opalescent polycarbonate diffuser
- CCT 4000 K, CRI min. 80
- Stainless steel vandal-resistant screws
- Supplied c/w cable seal

OPTIONS AVAILABLE ON REQUEST:

- 3000 K LEDs



TITAN COMPACT E stainless

220-240 V AC / 50 / 60 Hz



direct 643

Aperture length R (mm)	Frame length L' (mm)	Power (W)	Luminaire light output (lm)	Luminaire efficacy (lm/W)	Code
390	405	11	800	73	6421 8400
675	690	21	1800	86	6422 8400
960	975	31	2750	89	6423 8400
1245	1260	43	3650	85	6424 8400

Lumen maintenance: L80B10 / over 72,000 h
L90B50 / 52,000 h

Coding colour temperature 3000 K :
replace 4 with 3

example 4000K : 6421 84--
3000K : 6421 83--

Vandal-resistant tool (bit) to be ordered separately
code : 9800 0003

ADDITIONAL OPTIONS TITAN COMPACT

Coding:
add the corresponding suffix to the product code

example : 6421 8400 ----
 9413 FLAT DUROFLAM® DIFFUSER
 9601 ANTI-GRAFFITI PROTECTION
 9702 STAINLESS STEEL CROSSPOINT SCREWS (VK54)

N.B. : through wiring possible on standard codes by piggy-backing on gear tray supply terminal block.

Stainless steel TITAN S4

A compact stainless steel
flush-mounting luminaire
for outdoor spaces subject
to vandalism and corrosion.



BVCert. 6037554



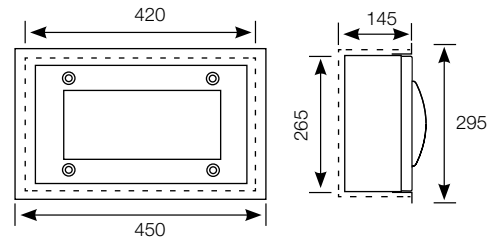
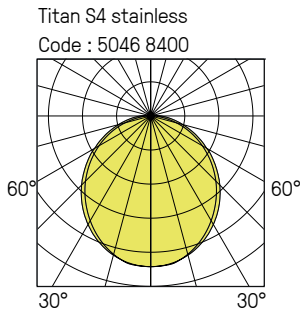


FEATURES:

- High-power vandal-resistant luminaire
- 316L stainless steel body
- Brushed 316L stainless steel frame
- Opalescent polycarbonate diffuser
- CCT 4000 K, CRI min. 80
- Stainless steel vandal-resistant screws
- Supplied c/w cable seal

OPTIONS AVAILABLE ON REQUEST:

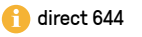
- 3000 K LEDs
- Standby LED
- Opalescent polycarbonate flat diffuser (IK11+ 80J)



Flush-mounting dimensions:
420 mm x 265 mm x 145 mm

TITAN S4 Stainless

220-240 V AC / 50 / 60 Hz



Power (W)	Luminaire light output (lm)	Luminaire efficacy (lm / W)	Code
14	1500	107	5046 84--
22	2500	114	5047 84--
34	3450	101	5045 84--

Lumen maintenance: L80B10 / 72,000 h

Coding colour temperature 3000 K : example 4000K : 5046 84--
replace 4 with 3 3000K : 5046 83--

Vandal-resistant tool (bit) to be ordered separately
code : 9800 0004

Coding: replace the two dashes (--) by the corresponding figures:
example 5046 84--
 00 NO DETECTION
 12 WITH DETECTION PRO

ADDITIONAL OPTIONS STAINLESS TITAN S4

Coding:
add the corresponding suffix to the product code

example : 5046 8400 ----
 9413 FLAT DUROFLAM® DIFFUSER
 9415 FLAT OPALESCENT PC DIFFUSER
 9601 ANTI-GRAFFITI PROTECTION (DIFFUSER ONLY)
 9702 STAINLESS STEEL CROSSPOINT SCREWS (VK54)

Stainless steel ESL

A stainless steel
flush-mounting luminaire
for outdoor spaces subject
to vandalism and corrosion.



BVCert. 6037554



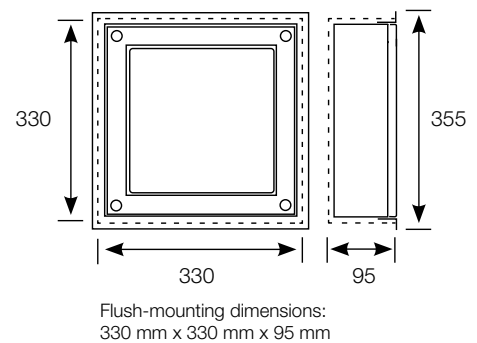
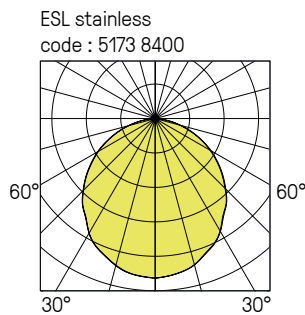


FEATURES:

- Architectural luminaire with flush diffuser
- 316L stainless steel body
- Brushed 316L stainless steel frame
- Opalescent polycarbonate diffuser
- CCT 4000 K, CRI min. 80
- Stainless steel vandal-resistant screws
- Supplied c/w cable seal

OPTIONS AVAILABLE ON REQUEST:

- 3000 K LEDs



ESL stainless

220-240 V AC / 50 / 60 Hz



direct 518

Power (W)	Luminaire light output (lm)	Luminaire efficacy (lm / W)	Code
17	1500	88	5174 84--
26	2350	90	5173 84--

Lumen maintenance: L80B10 / 72,000 h

Vandal-resistant tool (bit) to be ordered separately
code : 9800 0004

Coding colour temperature 3000 K : example 4000K : 5174 84--
replace 4 with 3 3000K : 5174 83--

Coding: replace the two dashes (--) by the corresponding figures:
example 5174 84--

- 00 NO DETECTION
- 21 DALI DIMMABLE + SWITCH DIMMING

Additional options for ESL stainless

Coding:
add the corresponding suffix to the product code


example : 5174 8400 ----
9702 STAINLESS STEEL CROSSPOINT SCREWS (VK44)

Stainless steel VAUBAN E

A stainless steel flush-mounting
luminaire for outdoor access
areas subject to vandalism.



BVCert. 6037554



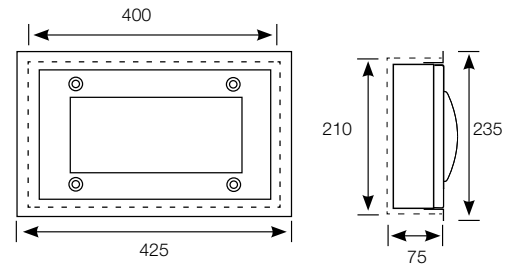
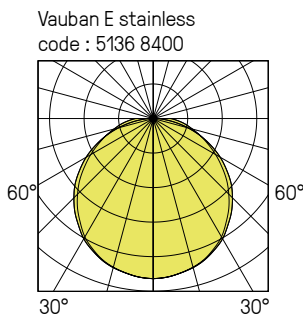


FEATURES:

- Extra low profile architectural luminaire
- 316L stainless steel body
- Brushed 316L stainless steel frame
- Opalescent polycarbonate diffuser (IK11+ 80J)
- CCT 4000 K, CRI min. 80
- Stainless steel vandal-resistant screws
- Supplied c/w cable seal

OPTIONS AVAILABLE ON REQUEST:

- 3000 K LEDs
- Standby LED
- Opalescent polycarbonate diffuser (IK11+ 80J)



Flush-mounting dimensions:
400 mm x 210 mm x 75 mm

VAUBAN E stainless

220-240 V AC / 50 / 60 Hz



direct 514

Power (W)	Luminaire light output (lm)	Luminaire efficacy (lm / W)	Code
8	725	91	5135 8400
17	1700	100	5136 8400

Lumen maintenance: L80B10 / over 72,000 h
L90B50 / 52,000 h

Coding colour temperature 3000 K :
replace 4 with 3

example 4000K : 5135 84--
3000K : 5135 83--

Vandal-resistant tool (bit) to be ordered separately
code : 9800 0004

ADDITIONAL OPTIONS VAUBAN E STAINLESS

Coding:
add the corresponding suffix to the product code

- example : 5135 8400 ----
- 9413 FLAT DUROFLAM® DIFFUSER
 - 9415 FLAT OPALESCENT PC DIFFUSER
 - 9601 ANTI-GRAFFITI PROTECTION (DIFFUSER ONLY)
 - 9702 STAINLESS STEEL CROSSPOINT SCREWS (VK44)

Stainless steel BRIKETTE

Small flush-mounting fitting
for access areas and stairways
in outdoor environment.



BVCert. 6037554



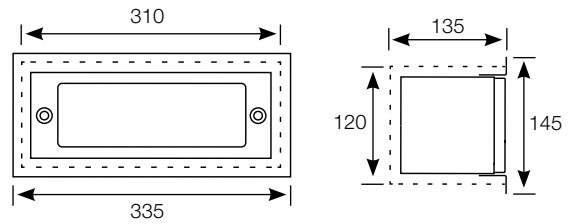
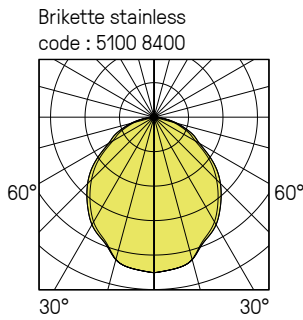


FEATURES:

- Small, flush-mount, vandal-resistant luminaire for way marking
- Body and frame in 316L stainless steel
- Brushed 316L stainless steel frame
- Opalescent polycarbonate diffuser
- CCT 4000 K, CRI min. 80
- Stainless steel vandal-resistant screws
- Supplied c/w cable seal

OPTIONS AVAILABLE ON REQUEST:

- 3000 K LEDs
- Standby LED
- Anti-graffiti protection
- Stainless steel crosspoint screws
- Asymmetrical version



(Minimum installation height: 0.40 m)
Flush-mounting dimensions:
310 mm x 120 mm x 135 mm

BRIKETTE stainless

220-240 V AC / 50 / 60 Hz



direct 509

Power (W)	Luminaire light output (lm)	Luminaire efficacy (lm / W)	Code
10	600	60	5100 8400

Lumen maintenance: L80B10 / over 72,000 h
L90B50 / 50,000 h

Coding colour temperature 3000 K :
replace 4 with 3

example 4000K : 5100 8400
3000K : 5100 8300

Vandal-resistant tool (bit) to be ordered separately
code : 9800 0004

ADDITIONAL OPTIONS BRIKETTE STAINLESS

Coding:
add the corresponding suffix to the product code

example : 5100 8400 ----
9601 ANTI-GRAFFITI PROTECTION
9702 STAINLESS STEEL CROSSPOINT SCREWS (VK44)

Luminaires for secure premises



Borgo



Mini-Borgo



Rondo / Rondino



P600 A / E



BORGO PRISON

Wall-mounting fitting
with switch
for correctional environments.



BVCert. 6037554





Borgo Prison



Mini-Borgo Prison



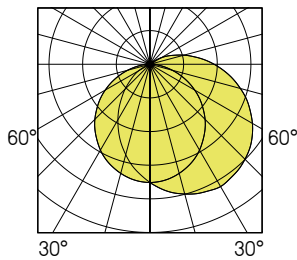
FEATURES:

- Very compact cell wall fitting
- Rip-out resistant
- > 65° inclined top
- Vandal-resistant switch
- Body in ZP 10/10 steel
- Frame in ZP 20/10 steel
- Polyester powder-coated finish
- Opalescent polycarbonate diffuser
- CCT 4000 K, CRI min. 80
- Stainless steel vandal-resistant screws
- RAL 9003

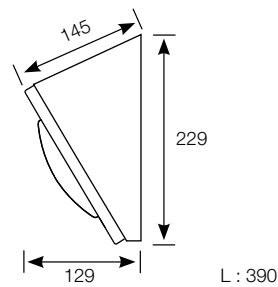
OPTIONS AVAILABLE ON REQUEST:

- 3000 K LEDs
- Switch on the left side

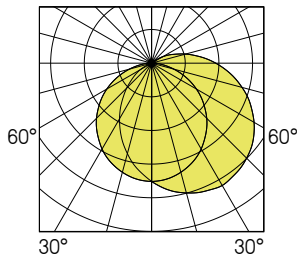
Borgo
code : 5324 1400



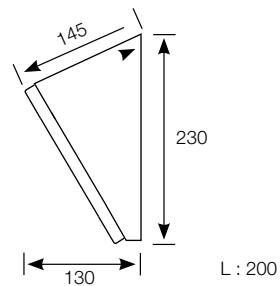
Borgo Prison



Mini-Borgo Prison
code : 5340 0400



Mini-Borgo Prison



BORGO IP 65 with switch

220-240 V AC / 50 / 60 Hz



RoHS

direct 532

Length (mm)	Power (W)	Luminaire light output (lm)	Luminaire efficacy (lm / W)	Code switch on right
390	8	725	91	5324 1400
	17	1700	100	5325 1400

Lumen maintenance: L80B10 / over 72,000 h
L90B50 / 52,000 h

Coding colour temperature 3000 K :
replace 4 with 3

example 4000K : 5324 1400
3000K : 5324 1300

Vandal-resistant tool (bit) to be ordered separately
code : 9800 0004

BORGO IP 20 with switch and socket

220-240 V AC / 50 / 60 Hz



RoHS

direct 532

Length (mm)	Power (W)	Luminaire light output (lm)	Luminaire efficacy (lm / W)	Code switch on the right side
390	8	725	91	5326 1400
	17	1700	100	5327 1400

Lumen maintenance: L80B10 / over 72,000 h
L90B50 / 52,000 h

Coding colour temperature 3000 K :
replace 4 with 3

example 4000K : 5326 1400
3000K : 5326 1300

Vandal-resistant tool (bit) to be ordered separately
code : 9800 0004

Additional options BORGO

Coding:
add the corresponding suffix to the product code

example : 5324 1400 ----

9413 FLAT DUROFLAM® DIFFUSER
9415 FLAT OPALESCENT PC DIFFUSER


DETAILS

Power (W)	Luminaire light output (lm)	Luminaire efficacy (lm/W)	Code switch on the right side
11	925	84	5340 0400

Lumen maintenance: L80B10 / over 72,000 h
L90B50 / 52,000 h

Coding colour temperature 3000 K :
replace 4 with 3

example 4000K : 5340 0400
3000K : 5340 0300

 Vandal-resistant tool (bit) to be ordered separately
code : 9800 0004

 **DETAILS**



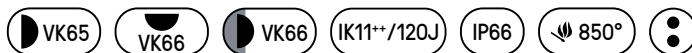
RONDO RONDINO

Surface or flush mounted,
the most powerful and robust
of the architectural luminaires.



BVCert. 6037554





Rondo

Rondino



FEATURES:

- Architectural luminaire, 120-J resistance
- Available in two sizes
- Die-cast marine-grade aluminium base
- Opalescent polycarbonate diffuser
- CCT 4000 K, CRI min. 80
- Stainless steel vandal-resistant tamper-proof screws
- Plug-in gear tray
- RAL 9016 ○

OPTIONS AVAILABLE ON REQUEST:

- 3000 K LEDs
- Version with emergency pack
- Standby LED
- Class II
- Twilight photocell

RONDO

220-240 V AC / 50 / 60 Hz



direct 252

LED modules	Power (W)	Luminaire light output (lm)	Luminaire efficacy (lm / W)	White RAL 9016
LED 1800	12	1550	129	2520 04--
LED 2400	17	2150	126	2523 04--
LED 3000	20	2550	128	2522 04--

Lumen maintenance: L80B10 / 72,000 h

Coding colour temperature 3000 K :
replace 4 with 3

example 4000K : 2520 04--
3000K : 2520 03--

Vandal-resistant tool (bit) to be ordered separately
code : 9800 0003

RONDINO

220-240 V AC / 50 / 60 Hz



direct 256

LED modules	Power (W)	Luminaire light output (lm)	Luminaire efficacy (lm / W)	White RAL 9016
LED 1200	9	900	100	2561 04--
LED 2000	13	1450	112	2560 04--
LED 3000	20	2100	105	2562 04--

Lumen maintenance: L80B10 / 72,000 h

Coding colour temperature 3000 K :
replace 4 with 3

example 4000K : 2561 04--
3000K : 2561 03--

Vandal-resistant tool (bit) to be ordered separately
code : 9800 0003

P600

A wide range
of bedhead luminaires for
secured premises.



BVCert. 6037554





P600 E size 1



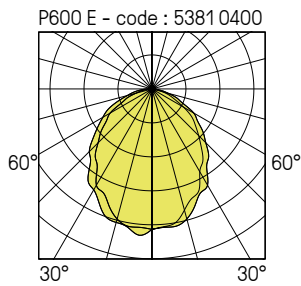
P600 E size 2



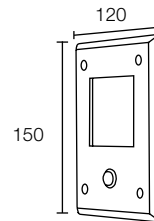
P600 A

FEATURES:

- Bedhead fitting for prison cells
- Body in ZP 10/10 steel
- Frame in ZP 15/10 steel
- Opalescent polycarbonate diffuser
- CCT 4000 K, CRI min. 80
- Stainless steel vandal-resistant switch
- Rip-out resistant
- RAL 9003



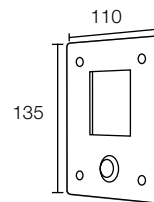
Supplied c/w metal back box, can be cast into the concrete or fastened using screws.



Flush-mounting dimensions:
h : 120 mm
l : 98 mm
P : 51 mm

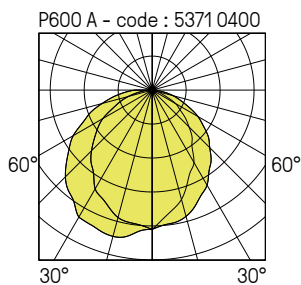
P600 E size 1

Supplied c/w metal back box, can be cast into the concrete or fastened using screws.

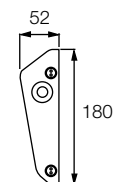
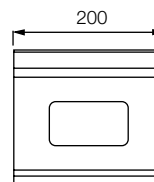


Flush-mounting dimensions:
h : 120 mm
w : 98 mm
d : 51 mm

P600 E size 2



Surface-mounting:
switch on right-hand side.



P600 A

P600 E

220-240 V AC / 50 / 60 Hz



RoHS

direct 538

Power (W)	Luminaire light output (lm)	Luminaire efficacy (lm / W)	P600 E size 1 + switch	P600 E size 2 + switch
3,3	100	30	5382 0400	5381 0400

Lumen maintenance: L90B50 / over 60,000 h**Coding colour temperature 3000 K :**
replace 4 with 3**example** 4000K : 5381 04--
3000K : 5381 03-- Vandal-resistant tool (bit) to be ordered separately
code : 9800 0002 for P600 E**P600 A**

220-240 V AC / 50 / 60 Hz



RoHS

direct 537

Power (W)	Luminaire light output (lm)	Luminaire efficacy (lm / W)	P600 A switch on right	P600 A switch on left	P600 A without switch
4,4	130	29	5370 0400	5371 0400	5372 0400

Lumen maintenance: L90B50 / over 60,000 h**Coding colour temperature 3000 K :**
replace 4 with 3**example** 4000K : 5372 04--
3000K : 5372 03-- Vandal-resistant tool (bit) to be ordered separately
code : 9800 0004 for P600 A **DETAILS**



Tools

Tools can be ordered separately at current prices.



Bit-holder (9800 0005)

Bit (code : 9800 0001, 9800 0002, 9800 0003, 9800 0004, 9800 0007, 9800 009, 9800 0012)



Screwing tool (9811 0010)
Screwing tool kit + 3 screws (9811 0001)
Screwing tool kit + 25 screws (9811 0002)



Special tool for Soffite (9800 0009)

FITTINGS	TOOL CODE	BIT
Aleane	9800 0004	Bit M6
ASL	9800 0004	Bit M6
Bang (round) / Bang (round) Access	9800 0003	Bit M5
Bang (square) / Bang (square) Access	9800 0003	Bit M5
Bang (rectangle) / Bang (rectangle) Access	9800 0003	Bit M5
Borgo	9800 0004	Bit M6
Brikette	9800 0004	Bit M6
Captain	9800 0003	Bit M5
Casemate	9800 0003	Bit M5
Effice	9800 0003	Bit M5
ESL	9800 0004	Bit M6
Enclume	9800 0002	Bit M4
Fila + accessories	9800 0007	Standard CHC screws
Mini-Borgo	9800 0004	Bit M6
Osmo	9811 0010 9811 0001 9811 0002	-
P600 (E / A)	9800 0004 for P600 A 9800 0002 for P600 E	Bit M4 (P600 E) Bit M6 (P600 A)
Rondino / Rondo	9800 0003	Bit M5
Vandal-resistant senspot	9800 0012	Bit M5
Soffite	9800 0009	Pince
Systeme + accessories	9800 0012 9800 0036	Bit M5 Bit M4
Titan (C95 / E / A30 / A45)	9800 0004	Bit M6
Titan Compact	9800 0003	Bit M5
Titan (S2 / S3 / S4)	9800 0004	Bit M6
Titan video CCTV	9800 0004	Bit M6
Urbaline	9800 0003	Bit M5
Vauban	9800 0004	Bit M6
Voila / Voila Access / Voila Asymetrical / Voila Access Asymetrical	9800 0003	Bit M5
Voila Start	9800 0003	Bit M5



SECURLITE
40300443
LED / LED
230-240 VAC 50/60Hz
IP65 IK10/20
CE

Standards

LUMINAIRE STANDARDS

Our products meet the CE marking according to the associated European directives, referring to the general lighting standard NF EN 60598-1 and its derivatives.

Testing is performed in our own laboratory and confirmed by independent European bodies like SGS.

The same applies to testing for impact resistance (IK) and for fire regulation compliance (650 °C to 850 C°).

INSTALLATION STANDARDS

In terms of product development, we face a double challenge: we must consider both luminaire standards and the standards relating to installations.

Taking both these aspects into account enables us to come up with reasonable, well-thought-out solutions.

↘ A - NF EN 12464-1 standard “Lighting of workplaces - indoor workplaces”

The European standard NF EN 12464-1 “Lighting of workplaces – indoor workplaces” defines the requirements relating to lighting in order that people’s visual tasks can be carried out under the proper conditions of performance, comfort, and safety.

The standard indicates average illuminance levels “to be maintained”. Discomfort glare (produced by shiny surfaces within the visual field) may arise directly or by reflection from luminaires or windows. It is determined by the unified glare rating, UGR.

The overall illuminance uniformity factor is the ratio of minimum illuminance (or minimum luminance) to average illuminance (or average luminance) within a zone under consideration. This factor is important in determining a level of visual comfort. It is necessary to balance the illuminance levels within a zone in order to obtain a uniformity of the luminances within the visual field.

INSTALLATION STANDARDS

↘ B - NF C 15-100 standard “Low-voltage electrical installation”

This standard, application of which is mandatory, defines the implementation of luminaires in fixed installations, together with the electrical supply to them.

The key aims of NF C 15-100: increase user safety, allow proper functioning of the electrical installations, and adapt to current needs (more domestic appliances and multimedia equipment: TVs, computers, etc.).

Installations concerned: the new NF C 15-100 standard applies to new buildings.

The new Amendment 5 to the NF C15-100 groups together the new standards provisions applicable to electrical installations in private residential premises.

These prescriptions apply to structures for which the planning application was filed after 27 November 2015.

Provisions relating to lighting in COMMUNAL AREAS:

The lighting installation in **COMMUNAL AREAS** of residential buildings is subject to the prescriptions of the accessibility regulations (Order dated 24 December 2015 relating to accessibility for new residential buildings), in particular concerning minimum illuminance values and the characteristics of the lighting control facilities.

The illuminance levels required for **COMMUNAL AREAS** are laid down in the accessibility regulations, in particular for outdoor circulation areas, horizontal indoor circulation areas, internal stairways in accessible **COMMUNAL AREAS**, and car parks.

Manual control facilities for COMMUNAL AREAS:

Manual lighting control devices located in outdoor circulation areas and in **COMMUNAL AREAS** must be:

- indicated by an illuminated indicator,
- positioned in accordance with the prescriptions of the accessibility regulations.

Automatic devices:

In the case of operation by presence detection, the provisions of the accessibility regulations must be applied.

Additional provisions for building entrances, stairways, access balconies, and corridors: lighting circuits for building entrances, stairways, access balconies, and corridors shall be controlled by a timer with a device allowing continuous operation or by an automatic device.

Where lighting is on a timer, it must be extinguished gradually. This requirement can be met, in particular, by a gradual reduction or by steps of illumination level, or by any other extinction warning system. One timer must not control a group of more than five floors.

In addition to the controls installed within each group, provision must be made for an additional control on the floors above and below each group, in order to allow them to be lit prior to accessing them.

The lighting for an access balcony or internal corridor may be controlled by the same timing device as for a stairway leading to it. However, if more than three luminaires are necessary for lighting an access balcony or internal corridor, a separate timing device is necessary.

INSTALLATION STANDARDS

↘ **C - Order dated 20 April 2017 relating to accessibility for disabled persons in public-access buildings at time of building and facilities open to the public when being renovated.**

Article 14

Provisions relating to lighting.

I. – Expected usage: the quality of the lighting, artificial or natural, for indoor and outdoor circulation areas shall be such that the whole of the route is covered without creating any visual discomfort. The parts of the route that may cause loss of balance for disabled persons, access facilities, and information provided by signs shall be subject to increased lighting quality.
II. – Minimum characteristics: in order to meet the requirements under I., the artificial lighting device shall satisfy the following characteristics:

It shall make it possible to ensure average horizontal illuminance values measured at floor level along the normal circulation route, allowing for transition zones between the sections of a route, of at least:

- **20 lux for accessible outdoor routes, together with outdoor car-parks and their accessible pedestrian circulation areas**
- **20 lux for indoor car-parks and their accessible pedestrian circulation areas**
- **200 lux at reception points or elements employed as such**
- **100 lux for indoor horizontal circulation areas**
- **150 lux for each staircase and mobile facility**

Where the operating time for a lighting system is on a timer, it shall extinguish gradually. In the case of operation by presence detection, the detection shall cover the whole of the space concerned, and two successive detection zones shall obligatorily overlap. The implementation of the lighting points shall avoid any effect of direct glare for both “standing” and “seated” users or reflections on signs.

INSTALLATION STANDARDS

↘ **D - Order dated 8 December 2014 laying down the measures taken for the application of Articles R. 111-19-7 to R. 111-19-11 of the Building and Housing Code and Article 14 of Decree no. 2006-555 relating to accessibility for disabled persons in public-access buildings located within an existing structure and existing facilities open to the public.**



Article 14

It shall make it possible to ensure average horizontal illuminance values measured at floor level along the normal circulation route, allowing for transition zones between the sections of a route, of at least:

- **20 lux for accessible outdoor routes, together with outdoor car-parks and their accessible pedestrian circulation areas**
- **20 lux for indoor car-parks and their accessible pedestrian circulation areas**
- **200 lux at reception points or elements employed as such**
- **100 lux for indoor horizontal circulation areas**
- **150 lux for each staircase and mobile facility**

Where the operating time for a lighting system is on a timer, it shall extinguish gradually. In the case of operation by presence detection, the detection shall cover the whole of the space concerned, and two successive detection zones shall obligatorily overlap. The implementation of the lighting points shall avoid any effect of direct glare for both “standing” and “seated” users or reflections on signs.

TO SUM UP, THE LIGHTING MUST BE CAREFULLY DESIGNED AND SUITABLE FOR YOUR NEEDS.

Securlite helps you build your projects. The notions of lighting design go well beyond simple lighting calculation, and your investments should be accompanied by overall consultancy: our sales advisors and technical support team are only too happy to help you arrive at the customized solution that will meet your needs.

Technical Guide

INDICES VK®

VK® vandal resistance rating

Indice VK®	1 st position	2 nd position	(3 rd position)
0	< 10 joules	no protection	no protection
1	10 joules (*)	standard fastenings	flame resistance
2	20 joules (*)	vandal-resistant fastenings (or secure closure)	graffiti resistance
3	50 joules (*)	rip-out resistant	increased UV resistance (tropicalization)
4	80 joules	rip-out-resistant + standard fastenings	resistance to marine environment
5	100 joules	rip-out-resistant + vandal-resistant fastenings	-
6	120 joules	anti-ligature + vandal-resistant fastenings	-
7	150 joules	-	-

By virtue of their characteristics, anti-ligature luminaires are also rip-out-resistant.

The figure in the 3rd position is optional.

* Standardized values as per EN 62262: see IK rating

INDICES IK

NF EN 62262 standard IK rating for resistance to mechanical impacts

Impact resistance	Mass / Drop height
IK 1 / 0,140 joule	0,25 kg : 56 mm
IK 2 / 0,20 joule	0,25 kg : 80 mm
IK 3 / 0,35 joule	0,25 kg : 140 mm
IK 4 / 0,50 joule	0,25 kg : 200 mm
IK 5 / 0,70 joule	0,25 kg : 280 mm
IK 6 / 1 joule	0,25 kg : 400 mm
IK 7 / 2 joules	0,50 kg : 400 mm
IK 8 / 5 joules	1,70 kg : 300 mm
IK 9 / 10 joules	5 kg : 200 mm
IK 10 / 20 joules	5 kg : 400 mm
IK 11 / 50 joules	10 kg : 500 mm
IK 11+ / 80 joules	10 kg : 800 mm
IK 11++ / 100 joules	15 kg : 800 mm
IK 11++ / 120 joules	20 kg : 800 mm
IK 11++ / 150 joules	25 kg : 800 mm

The EN 62262 standard provides for a maximum resistance of IK11 = 50 joules.

PRODUCTS CLASSIFIED BY VK® RATING

Indice VK®							
21	Fila ² Osmo Fila ² Signage	Fila ² Osmo Fila ² Signage			Senspot	Fila ² Fila ² Signage	
22	Fila ² (VRS)	Fila ² (VRS)	Soffite			Fila ² (VRS) Systeo Unit / S / Slim	Decade
25	Captain Effice (general lighting) Systeo Unit/ S / Slim Osmo vandal-resistant	Captain Effice (general lighting) Effice Corridor Effice Stairway Systeo Unit / S / Slim Osmo vandal-resistant					
26	Voila Voila Access Voila Start Voila Asymmetrical Voila Access Asymmetrical	Voila Voila Access Voila Start					
32					Vandal-resistant Senspot		
35	Bang Round / Square / Rectangle Bang Round / Square / Rectangle Access						
36	P600 A	Bang Round Bang Square Bang Rectangle		P600 E			
41	Fila	Fila				Fila	
42	Fila (-VRS)	Fila (-VRS)				Fila (-VRS)	
44	Casemate						
45	Titan Compact Aleane Aleane Asymmetrical Vauban A ASL Systeo S / Slim	Aleane Aleane Asymmetrical Systeo S / Slim	Systeo A45 Titan Compact Angle	Systeo E	Systeo E		
46	Borgo Borgo Prison Mini-Borgo Prison	Titan Compact Vauban A ASL		Titan Compact E Vauban E ESL Brikette	Titan Compact E		
65	Rondo / Rondino Rueda Aki / Akita Titan C95 Titan S3						
66		Rondo / Rondino Titan C95 Titan S3	Titan A45 / A30 Titan S2 Titan video CCTV	Rondo / Rondino* Rueda* Aki / Akita* Titan E Titan S4	Rondo / Rondino*		
75	Urbaline						
76		Urbaline	Urbaline				

* flush-mounting version (option 9802)

Index

List based on the roots of the codes.

Code	i direct	Page
100000--	100	70
100020--	100	70
100030--	100	70
100103--	100	70
100123--	100	70
100133--	100	70
104000--	104	54
104020--	104	54
104030--	104	54
104103--	104	54
104123--	104	54
104133--	104	54
106004--	106	54
106024--	106	54
106034--	106	54
106104--	106	54
106124--	106	54
106134--	106	54
106204--	106	54
106224--	106	54
106234--	106	54
106704--	106	54
106724--	106	54
106734--	106	54
107004--	107	60
107024--	107	60
107034--	107	60
107104--	107	60
107124--	107	60
107134--	107	60
107204--	101	66
107304--	101	66
107404--	101	66
107504--	101	63
107604--	101	63
110004--	110	96
150000--	150	86
150010--	150	86
150020--	150	86
150103--	150	86
150113--	150	86
150123--	150	86
156004--	156	86
156104--	156	86
156204--	156	86
156404--	156	86
156504--	156	92
156604--	156	92
156704--	156	92
160000--	160	88
160010--	160	88
160020--	160	88
160103--	160	88
160113--	160	88
160123--	160	88
166004--	166	88
166104--	166	88
166204--	166	88
166404--	166	88
166504--	166	92
166604--	166	92
166704--	166	92
16800000	168	87
16801000	168	87

Code	i direct	Page
16802000	168	87
16810300	168	87
16811300	168	87
16812300	168	87
169104--	169	92
190104--	190	46
190114--	190	46
190124--	190	46
190204--	190	46
190304--	190	46
190214--	190	46
190314--	190	46
190224--	190	46
190324--	190	46
19010420	190	46
19011420	190	46
19012420	190	46
19020420	190	46
19030420	190	46
19021420	190	46
19031420	190	46
19022420	190	46
19032420	190	46
19110457	190	46
19111457	190	46
19112457	190	46
19120457	190	46
19130457	190	46
19121457	190	46
19131457	190	46
19122457	190	46
19132457	190	46
19110453	190	46
19111453	190	46
19112453	190	46
19120453	190	46
19130453	190	46
19121453	190	46
19131453	190	46
19122453	190	46
19132453	190	46
19110455	190	47
19111455	190	47
19120455	190	47
19130455	190	47
19121455	190	47
19131455	190	47
19122455	190	47
19132455	190	47
200004--	200	78
200014--	200	78
200104--	200	78
200114--	200	78
201004--	201	78
201014--	201	78
201104--	201	78
201114--	201	78
201204--	201	79
201214--	201	79
201304--	201	79
201314--	201	79
252004--	252	102
252014--	252	102
252024--	252	102

Code	i direct	Page
252204--	252	102
252214--	252	102
252224--	252	102
252304--	252	102
252314--	252	102
252324--	252	102
256004--	256	103
256014--	256	103
256024--	256	103
256104--	256	103
256114--	256	103
256124--	256	103
256204--	256	103
256214--	256	103
256224--	256	103
3015 04--	301	116
3016 04--	301	116
3017 04--	301	116
3018 04--	301	116
3019 04--	301	116
3020 04--	301	116
3021 04--	301	116
3022 04--	301	116
31080400	310	253
403004--	403	110
403104--	403	110
403504--	403	110
403604--	403	110
404004--	403	110
404104--	403	110
404504--	403	110
404604--	403	110
500514--	500	206
500614--	500	206
500714--	500	206
502514--	502	206
502614--	502	206
502714--	502	206
504584--	644	233
504684--	644	233
504784--	644	233
505514--	504	206
505614--	504	206
505714--	504	206
51021400	510	222
51031400	510	222
51151400	511	214
51161400	511	214
51358400	514	237
51368400	514	237
51451400	513	214
51461400	513	214
515314--	515	210
515414--	515	210
517384--	518	235
517484--	518	235
518314--	517	210
518414--	517	210
530414--	530	218
53051--	530	218
53241400	532	244
53251400	532	244
53261400	532	244
53271400	532	244

Code	i direct	Page
53400400	534	245
534014--	530	218
534014--	530	218
53700400	537	250
53710400	537	250
53720400	537	250
53810400	538	250
53820400	538	250
540204--	770	132
540304--	770	132
540404--	770	132
540504--	770	132
540804--	770	132
541104--	770	133
541204--	770	133
541404--	770	133
541604--	770	133
541704--	770	133
541904--	770	133
542104--	770	133
542204--	770	133
542404--	770	133
542604--	770	133
542704--	770	133
542904--	770	133
543104--	770	133
543204--	770	133
543404--	770	133
550204--	778	144
550304--	778	144
550404--	778	144
550504--	778	144
550804--	778	144
560214--	772	136
560314--	772	136
560414--	772	136
560514--	772	136
560814--	772	136
563614--	772	136
563714--	772	136
563814--	772	136
563914--	772	136
561114--	772	137
561214--	772	137
561414--	772	137
561614--	772	137
561714--	772	137
561914--	772	137
562114--	772	137
562214--	772	137
562414--	772	137
562614--	772	137
562714--	772	137
562914--	772	137
563114--	772	137
563214--	772	137
563414--	772	137
570214--	774	140
570314--	774	140
570414--	774	140
570514--	774	140
570814--	774	140
573614--	774	140
573714--	774	140

Code	i direct	Page
573814--	774	140
573914--	774	140
571114--	774	141
571214--	774	141
571414--	774	141
571614--	774	141
571714--	774	141
571914--	774	141
572114--	774	141
572214--	774	141
572414--	774	141
572614--	774	141
572714--	774	141
572914--	774	141
573114--	774	141
573214--	774	141
573414--	774	141
580214--	776	148
580314--	776	148
580414--	776	148
580514--	776	148
580814--	776	148
583614--	776	148
583714--	776	148
583814--	776	148
583914--	776	148
581114--	776	149
581214--	776	149
581414--	776	149
581614--	776	149
581714--	776	149
581914--	776	149
582114--	776	149
582214--	776	149
582414--	776	149
582614--	776	149
582714--	776	149
582914--	776	149
583114--	776	149
583214--	776	149
583414--	776	149
606114--	606	178
606314--	606	178
607014--	607	173
607114--	607	173
607214--	607	173
607314--	607	173
607414--	607	173
607514--	607	173
607614--	607	173
607714--	607	173
616114--	616	178
616314--	616	178
617014--	617	172
617114--	617	172
617214--	617	172
617314--	617	172
617414--	617	172
617514--	617	172
617614--	617	172
617714--	617	172
627014--	627	170
627114--	627	170
627214--	627	170

Code	i direct	Page
627314--	627	170
627414--	627	170
627514--	627	170
627614--	627	170
627714--	627	170
637014--	636	171
637114--	636	171
637214--	636	171
637314--	636	171
637414--	636	171
637514--	636	171
637614--	636	171
637714--	636	171
640114--	640	202
640214--	640	202
640314--	640	202
640414--	640	202
641114--	641	202
641214--	641	202
641314--	641	202
641414--	641	202
642184--	643	231
642284--	643	231
642384--	643	231
642484--	643	231
642514--	642	203
642614--	642	203
642714--	642	203
642814--	642	203
650094--	650	184
650194--	650	184
650294--	650	184
650394--	650	184
650494--	650	184
650594--	650	184
650694--	650	184
650794--	650	184
653094--	650	184
653194--	650	184
653294--	650	184
653394--	650	184
653494--	650	184
653594--	650	184
653694--	650	184
653794--	650	184
660094--	660	184
660194--	660	184
660294--	660	184
660394--	660	184
660494--	660	184
660594--	660	184
660694--	660	184
660794--	660	184
663094--	660	184
663194--	660	184
663294--	660	184
663394--	660	184
663494--	660	184
663595--	660	184
663694--	660	184
663794--	660	184
691504--	691	190
691604--	691	190
691704--	691	190

Code	i direct	Page
691804--	691	190
694504--	694	194
694604--	694	194
730074--	730	158
730174--	730	158
730274--	730	158
730374--	730	158
730474--	730	160
730574--	730	160
730674--	730	160
730774--	730	160
73087400	730	158
73097400	730	158
73107400	730	158
73117400	730	158
73127400	730	158
73137400	730	158
73147400	730	158
73157400	730	158
73167400	730	158
73207400	732	159
73217400	732	159
73227400	732	159
73237400	732	159
73247400	732	159
73257400	732	159
73267400	732	159
73277400	732	159
73287400	732	159
73297400	732	159
73307400	732	159
73317400	732	159
73327400	732	159
73337400	732	159
73347400	732	159
73357400	732	159
73367400	732	159
73377400	732	159
73387400	732	159
73397400	732	159
73407400	734	160
734174--	734	160
734274--	734	160
734374	734	160
740074--	740	161
740174--	740	161
740274--	740	161
740374--	740	161
74207400	742	161
74217400	742	161
74227400	742	161
74237400	742	161
74247400	742	161
74257400	742	161
74267400	742	161
74277400	742	161
74287400	742	161
74297400	742	161
74307400	742	161
74317400	742	161
74327400	742	161
74337400	742	161
74347400	742	161
74357400	742	161

Code	i direct	Page
74367400	742	161
74377400	742	161
74387400	742	161
74397400	742	161
74407400	720	166
74417400	720	166
74427400	720	166
74437400	720	166
74447400	720	166
74457400	720	166
74467400	720	166
74477400	720	166
754074--	755	154
754174--	755	154
754274--	755	154
754374--	755	154
764074--	768	154
764174--	768	154
764274--	768	154
764374--	768	154
85002300	850	226
98010001	980	120
98010002	980	120
98010006	981	123
98010007	981	123
98010010	981	123
98250001		103
98250002		103
98250003		103
98250004		103
98250005		103
98250006		103
98250007		103
98250008		103
98250009		103
98737001		162
98737001		162
98737002		162
98737003		162
98737004		162
98738001		162
98738001		162
98738003		162
98738004		162
98747001		162
98747002		162
98747003		162
98747004		162
98748001		162
98748001		162
98748003		162
98748004		162
98757002		162
98757003		162
98758003		162
98767002		162
98767003		162
98768003		162



Securlite is committed to the fight for sustainable development.

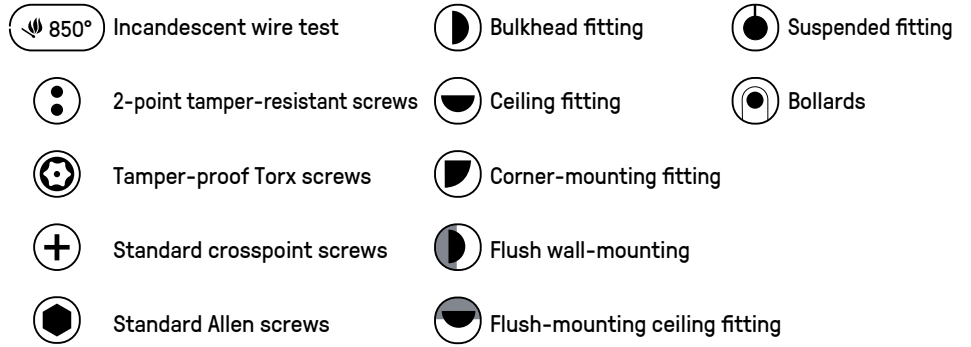
Technical and dimensional data are given for information only and may be modified at any time without notice. Please enquire before ordering.
Terms and conditions are available at: www.securlite.com/terms
or upon request from our Sales Department.

Photo credits: Sécurlite - Antoine Duhamel Photography - Studio Image - Adobe Stock



Printed on PEFC paper, guaranteeing a sustainably-managed forest.
(Program for the Endorsement of Forest Certification)

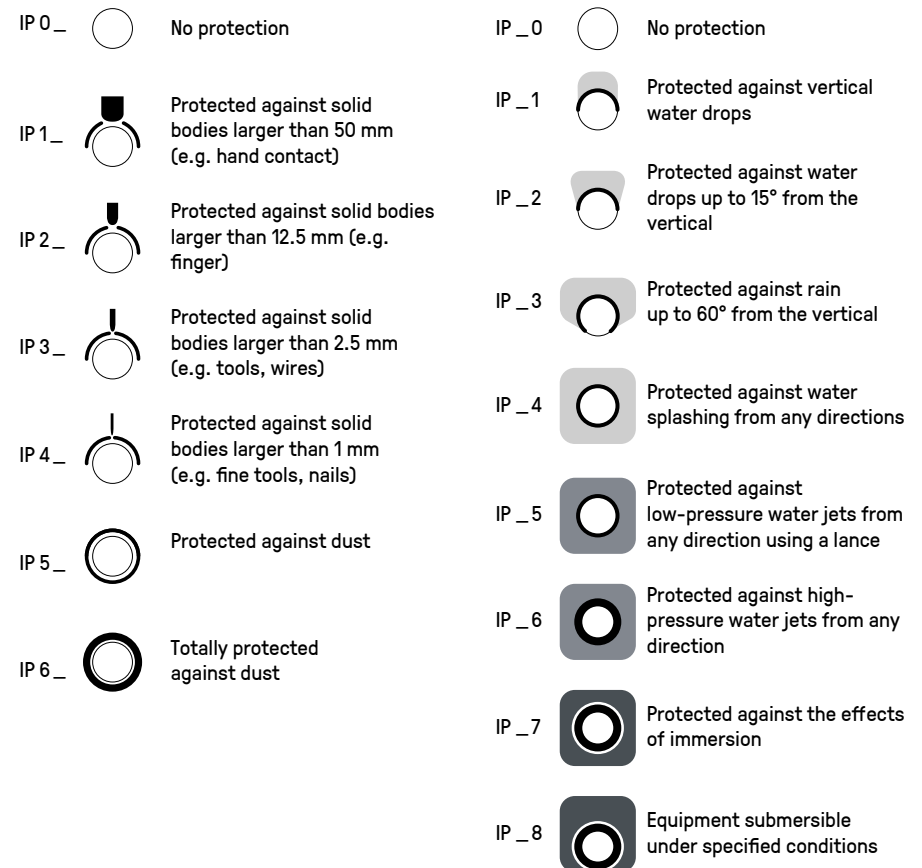
PICTOGRAMS



IP RATINGS

1st figure:
Protection against penetration by solid objects and contact with live parts.

2nd figure:
Protection against liquid penetration.



IK and VK ratings, please see catalogue pages 256.

CLASSIFICATIONS OF ELECTRICAL APPLIANCES

	Class I	Luminaire with functional insulation and with metal parts earthed. Earth connection obligatory.
	Class II	Luminaire with double or increased insulation of the active parts. No earth connection.
	Class III	Class II luminaire with additional protection achieved by powering from an SELV supply (Safety Extra-Low Voltage, U < 50 V AC).

SÉCURLITE

DURABLE LIGHT

Z.I. DES AJEUX
72400 LA FERTÉ-BERNARD

FRANCE

+33 2 43 60 40 00
EXPORT@SECURLITE.COM
WWW.SECURLITE.COM